



# **Crime Analysis Report August 2018**

**Det. Sgt. Kurt Fasulo #63**

CALEA 15.3.1

# Table of Contents

Crime Analysis Definition.....	3
Crime Analysis Narrative Report.....	4
Appendix A (Crime Graph).....	8
Appendix B (Burglary Graphs).....	9
Appendix B (Criminal Mischief Graphs).....	12
Appendix C (Larceny Graphs) .....	15

## Crime Analysis

A set of systematic, analytical processes directed at providing timely and pertinent information relative to crime patterns and trend correlations to assist the operational and administrative personnel in planning the deployment of resources for the prevention and suppression of criminal activities, aiding the investigative process, and increasing apprehensions and the clearance of cases. Within this context, Crime Analysis supports a number of department functions including patrol deployment, special operations, and tactical units, investigations, planning and research, crime prevention, and administrative services (budgeting and program planning). --Steven Gottlieb et al., 1994, "Crime Analysis: From First Report to Final Arrest."

*TO: Office of the Chief*

*FROM: Det. Sgt. Kurt Fasulo #63*

*SUBJECT: Crime Analysis Report August 2018*

*During the month of August 2018, the Guilford Police Department had the following **Part 1** and selected **Part 2** Crimes reported: Reference Appendix A for further information. This information was compiled via the NEXGEN system utilizing a query of all Part 1 Crimes and select Part 2 crimes from the computer database. A full review of each queried case file report was completed.*

The Guilford Police Department investigated 1064 cases for the month of August. This is a four percent (4%) decrease in calls from the previous month.

### **Burglary Cases**

There was one (1) reported Burglary for the month of August. This is a decrease from July in which there were two (2) reported. The case was an attempted burglary to a commercial building. Entry was not gained and the damage appears to be linked to other damage done in the direct area. The case seems to be linked to a 2016 fatal motor vehicle accident in this same area.

There were again cases of unlocked vehicles being entered and items stolen from within. These thefts from unlocked vehicle incidents would result in a criminal charge of burglary, however for reporting purposes those cases can be found in the larceny section of this report.

There was no crime pattern developed, thus no response plan was developed.

Reference Appendix B for a graphic representation.

### **Criminal Mischief Cases:**

There was a total of sixteen (16) criminal mischief cases filed for the month of August. This is an increase in criminal mischief cases from July in which there were six (6). Nine cases involved damage to private property; the remaining seven involved damage to public property.

The times and dates reported are depicted in the graphic representation. Some of these are the time the report was filed and not the time at which the crime is being committed. Three (3) of the sixteen cases show an accurate representation of the time these crimes were committed. The others were reported after the damage was observed and the exact

time and date of the occurrence is unknown. There were five (5) cases of mailboxes being damaged during the overnight or late evening hours. One of these five cases involved damage to multiple mailboxes on one street. Three of the cases appear to be linked.

There is one arrest warrant pending for one of these criminal mischief cases and another in which suspect information has been developed.

There were no arrests made for criminal mischief in the month of August.

The criminal mischief cases for this month were dispersed throughout the month and there was no pattern developed. Consistent with most months, the majority of criminal mischief takes place in the late evening, early morning hours on weekends.

Reference Appendix C for a graphic representation.

### **Larceny Cases:**

There were twenty (20) larceny cases reported during the month of August. Four (4) of the twenty cases were solved. There were four (4) arrests made as a result of these larceny cases. In one case the complainant no longer wished to pursue charges once payment was received. Three other cases are not yet solved, however significant suspect information has been developed and may lead to arrests.

The larceny types are as follows: eleven (11) thefts from a motor vehicle, four (4) shopliftings, one (1) theft from residence, and four (4) general larceny.

For ten (10) of these larceny cases the exact date and time that the larceny occurred has not been determined. Thus, the date and time shown reflects only that of the date/time reported. The larceny from motor vehicle cases typically are reported upon discovery of the entry by the vehicle owner. In some cases, the date/time can be inferred based upon information developed from related cases. The statistics are skewed to the B Shift and C Shift as these are the times when the complaints are made. However, nearly every larceny from motor vehicle case occurs during the overnight hours and can be attributed to the hours of the A Shift.

The number of larceny cases decreased from twenty-one (21) in July to twenty (20) in August.

The fraud cases for the month of August are as follows: Twenty-one (21) General Fraud, One (1) Fraud – Identity Theft, Two (2) Fraud over Internet. These other fraud incidents all involved complainants who were reimbursed or did not experience any loss, thus these cases are not included in the monthly totals for larceny cases.

The thefts from motor vehicle larcenies nearly all involved items being removed from unlocked motor vehicles. Four of those cases involved only attempted larceny with no

items being stolen. Ten (10) of the eleven theft from motor vehicle cases seem to be similar in Modus Operandi and were likely completed by the same suspect(s).

This department continues to educate the public on securing valuables through social media platforms. This issue continues to be a focal point for shoreline police departments. There have been a number of arrests made for past cases by the Guilford Police Department as well as area agencies. These cases are also intertwined with the larceny of motor vehicle cases as unlocked vehicles with keys left inside are those being stolen.

Reference Appendix C for a graphic representation.

**Robbery Cases:**

None reported.

**Larceny of MV Cases:**

There were three (3) larceny of a motor vehicle during the month of August. There were also three motor vehicle larcenies during July. One of the cases involved the theft of a motor vehicle from another town which was recovered in Guilford. One of the vehicles has since been recovered and processed for evidence. One of the vehicles stolen had the keys inside the unlocked vehicle and is connected to a number of larcenies from motor vehicles in the same area on that same evening/overnight. The remaining vehicle has not yet been recovered.

There were a number of evidence items recovered from the stolen motor vehicle which have been processed and were submitted to the CT Division of Scientific Services for further analysis. This department has experienced success in the past with identification of suspects based upon evidence recovered from the stolen motor vehicles.

**Aggravated Assault/Simple Assault:**

None reported.

**Arson Cases:**

There is one active investigation for a suspected arson.

**Rape/Sex offense Cases:**

There were two (2) sexual assault cases reported. Per Connecticut General Statute, the details of these cases will remain confidential.

**Murder Cases:**

None reported.

**Information and Intelligence received on criminal activity:**

CTIC provided LEO intelligence during this month. The New England State Police Information Network also served as a source of intelligence as did the Law Enforcement Information Exchange (LInX). Guilford Police also monitors Crimedex Law Enforcement Portal for updated information on financial crime trends.

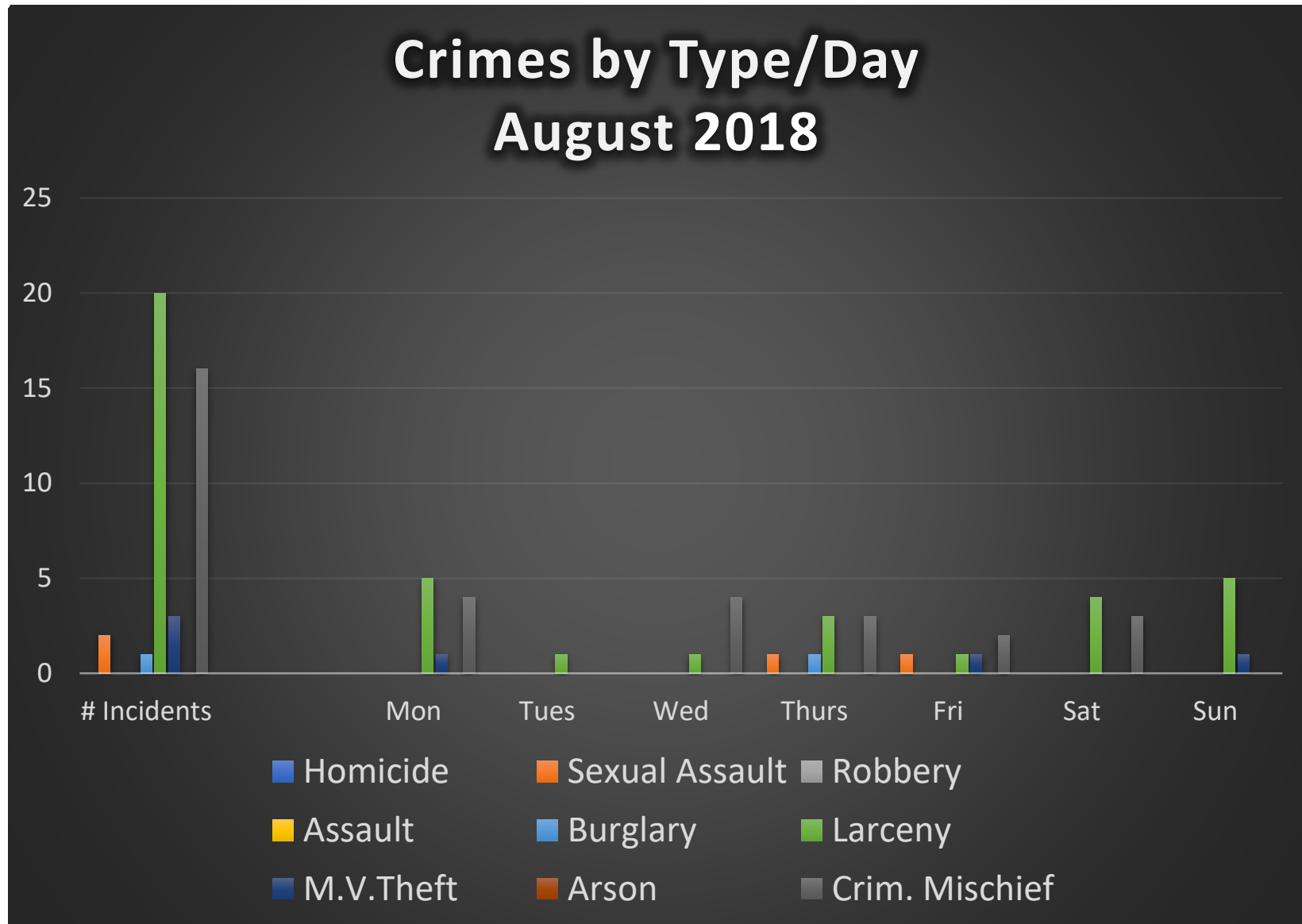
Intelligence meetings were held with the Middlesex County Detective Association and New Haven MDT in regard to ongoing criminal activity in all attending agencies' jurisdictions.

Guilford Police Department continues to correspond with the Branford Police Department and surrounding agencies regarding stolen motor vehicles and burglaries taking place in each agency's respective jurisdiction. The goal of the collaboration is to gather enough information to identify trends which will assist in developing response plans as well as suspect information.

Respectfully submitted,

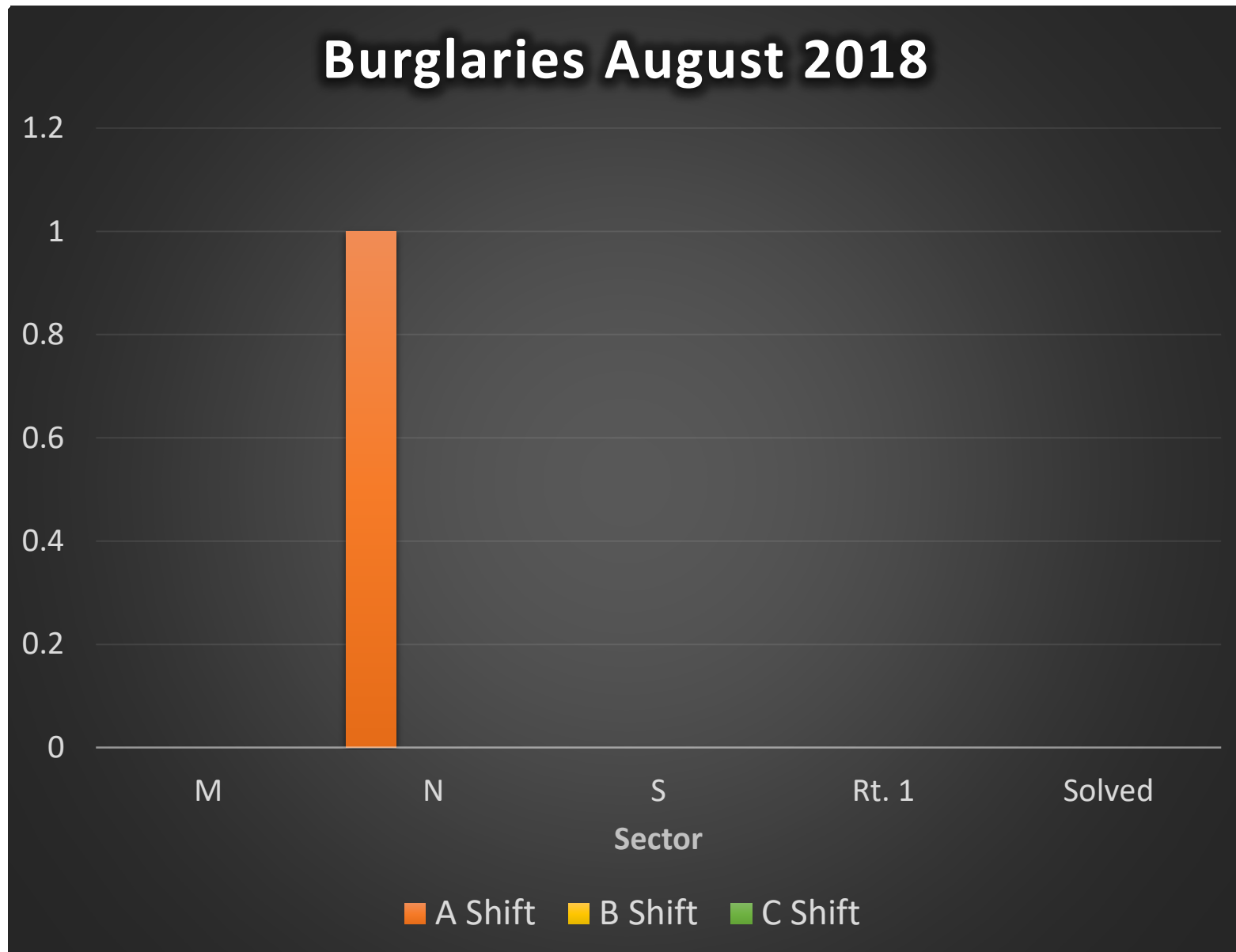
*Det. Sgt. Kurt Fasulo*

# Appendix A - Crime

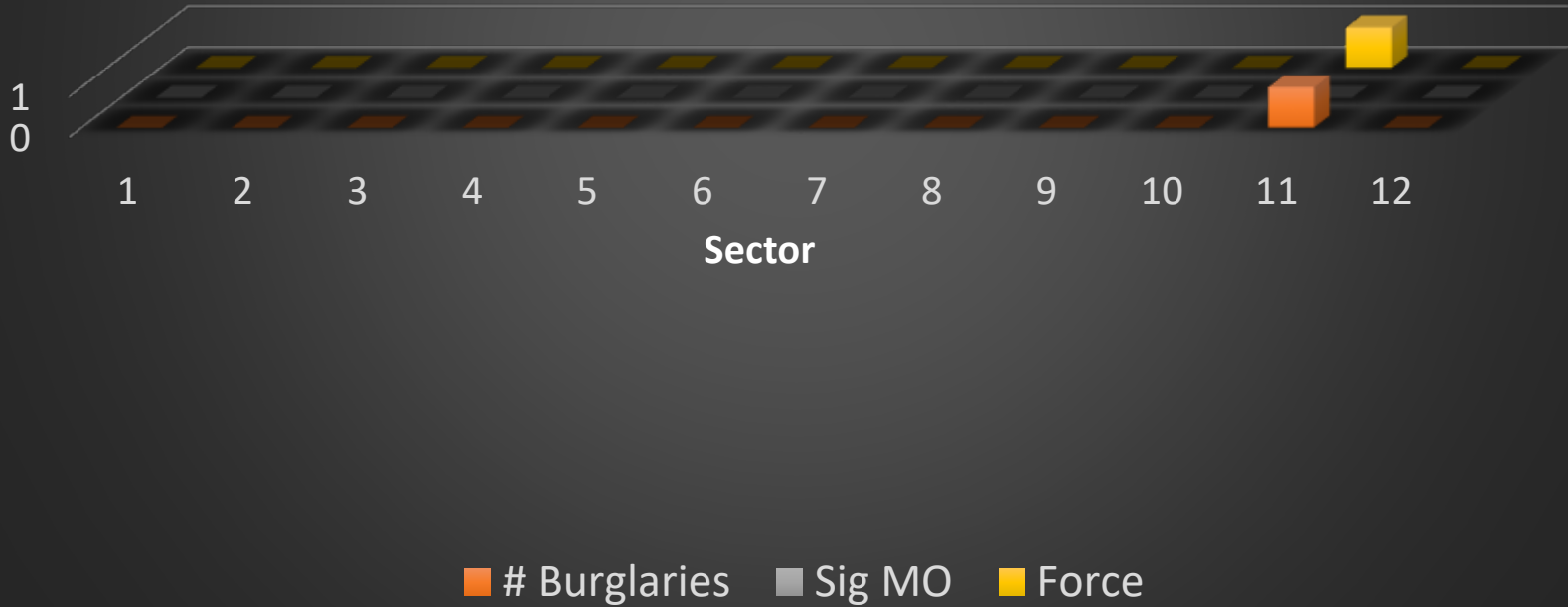




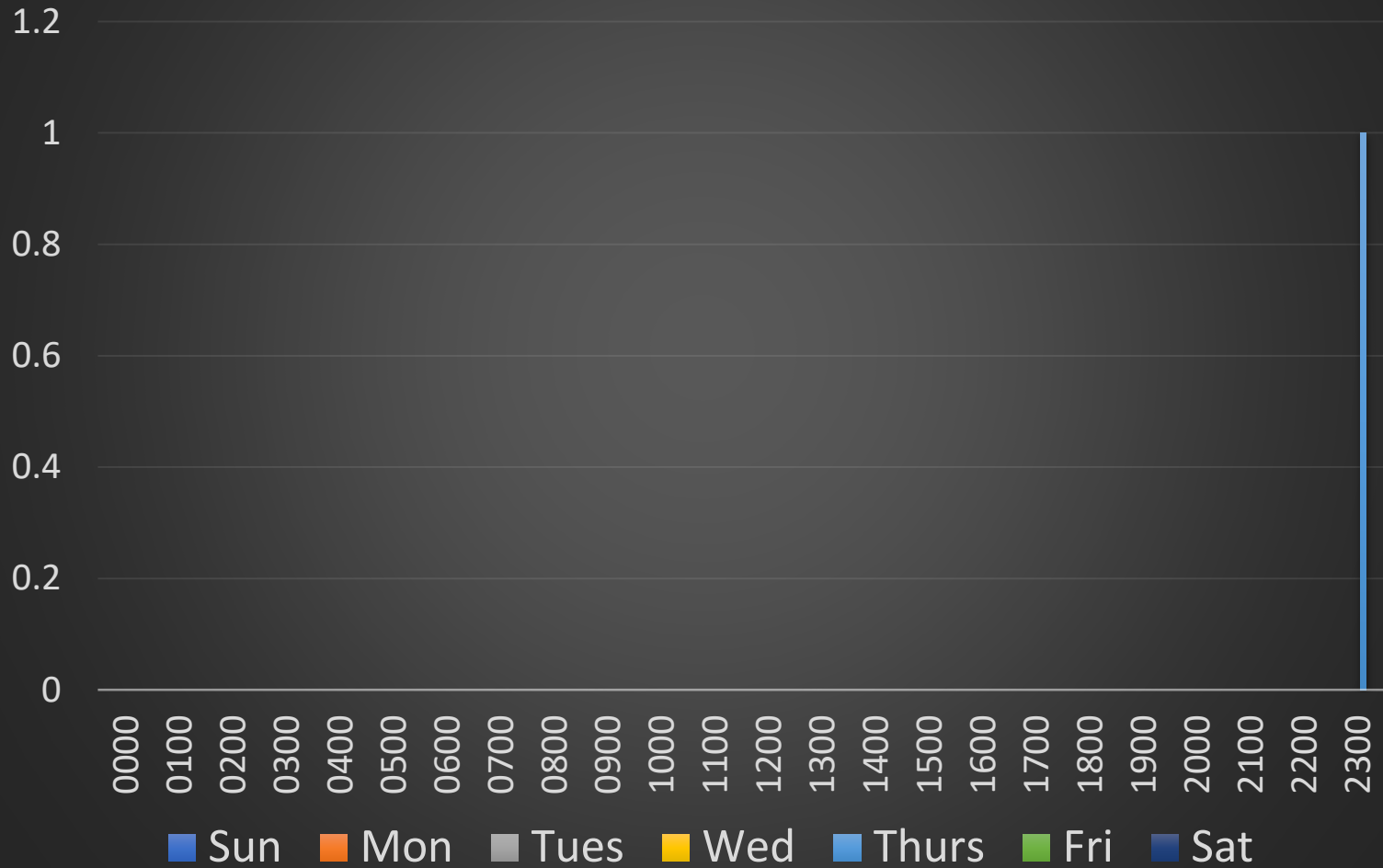
## *Appendix B – Burglary*



# Burglary Sector Breakdown August 2018



# Burglary Date/Time Breakdown August 2018

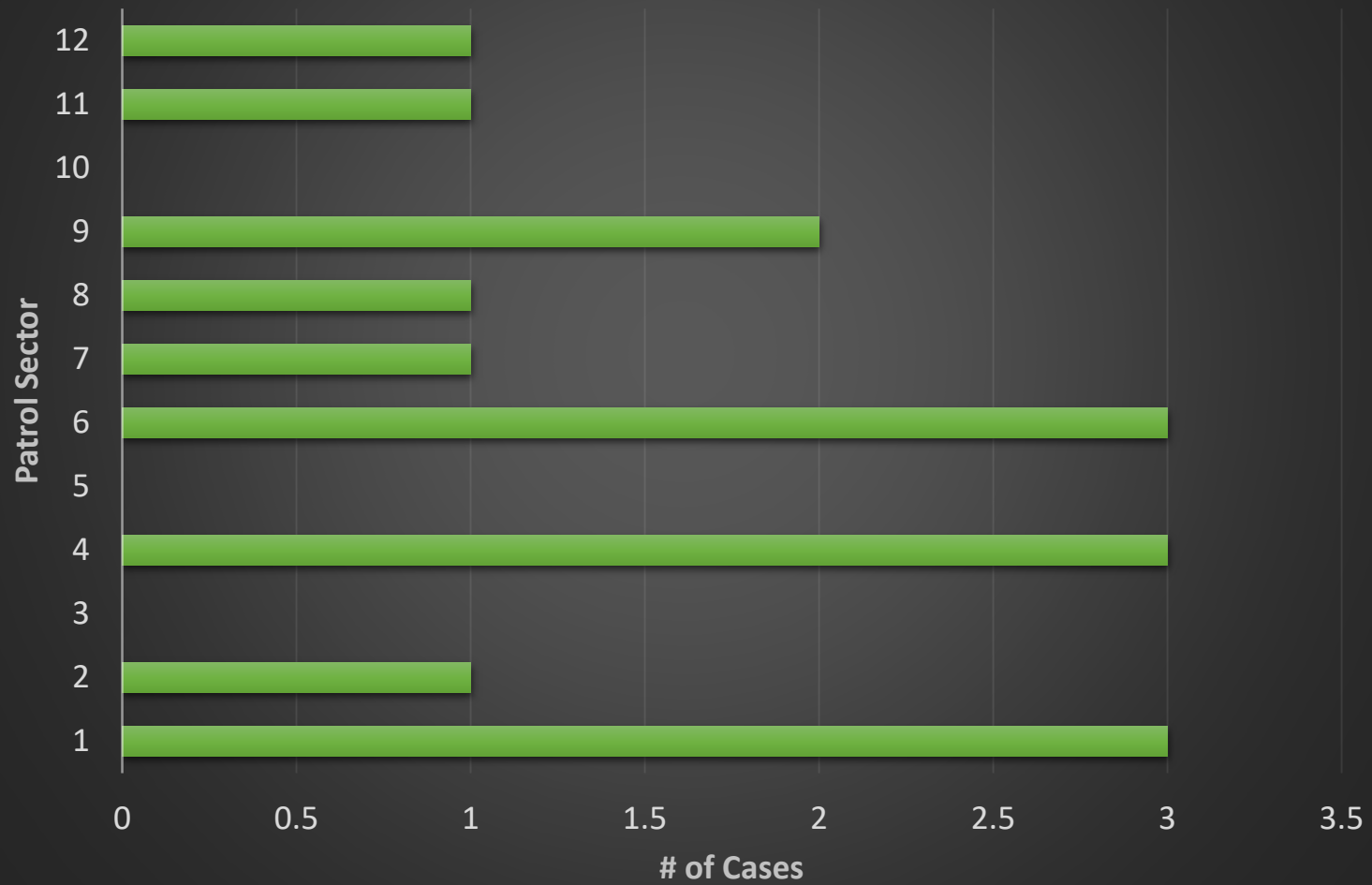


## *Appendix C - Criminal Mischief*

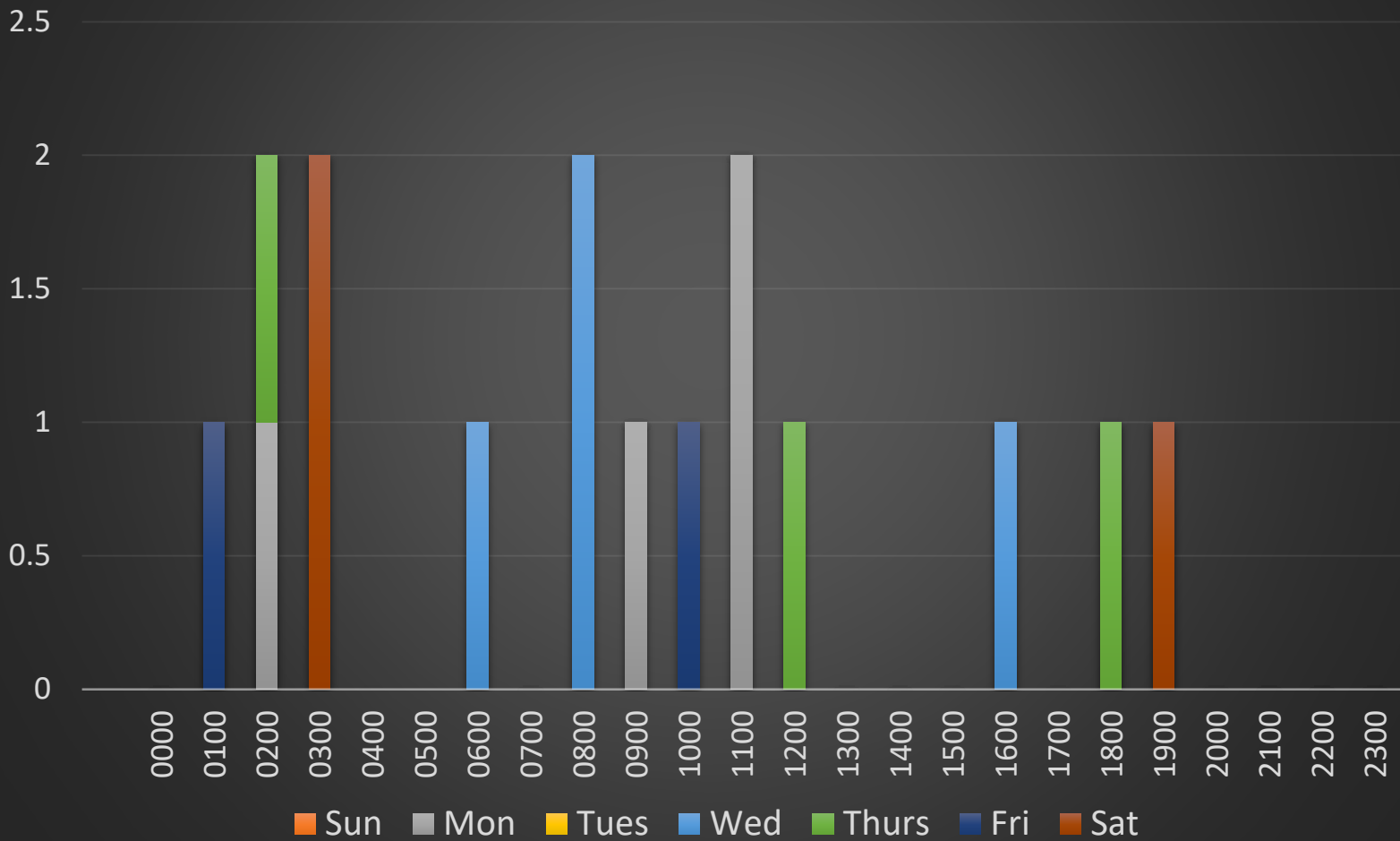


# Cases by Sector

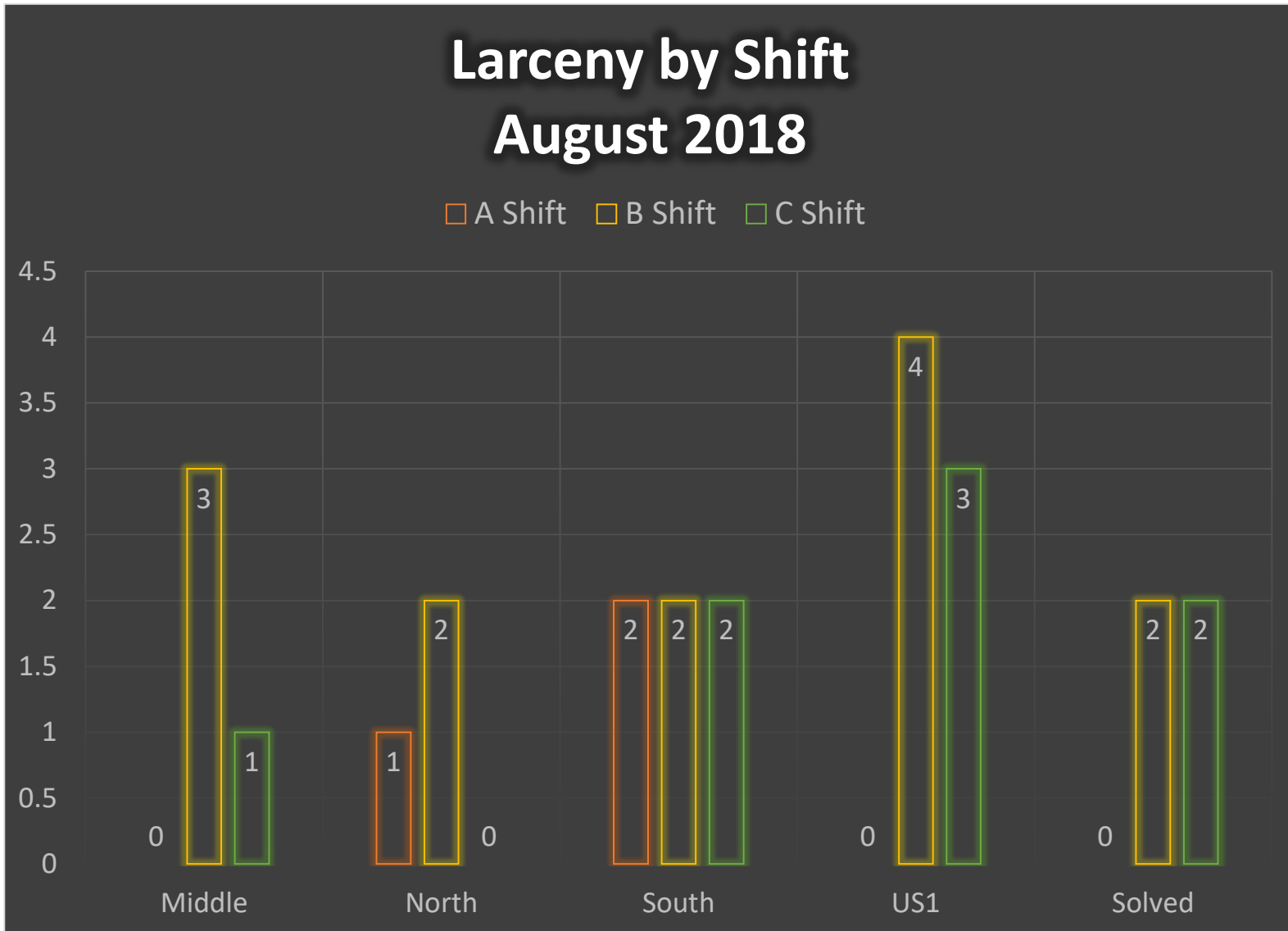
## Crim. Mischief - July 2018



# Day/Time Breakdown Crim. Mischief July 2018

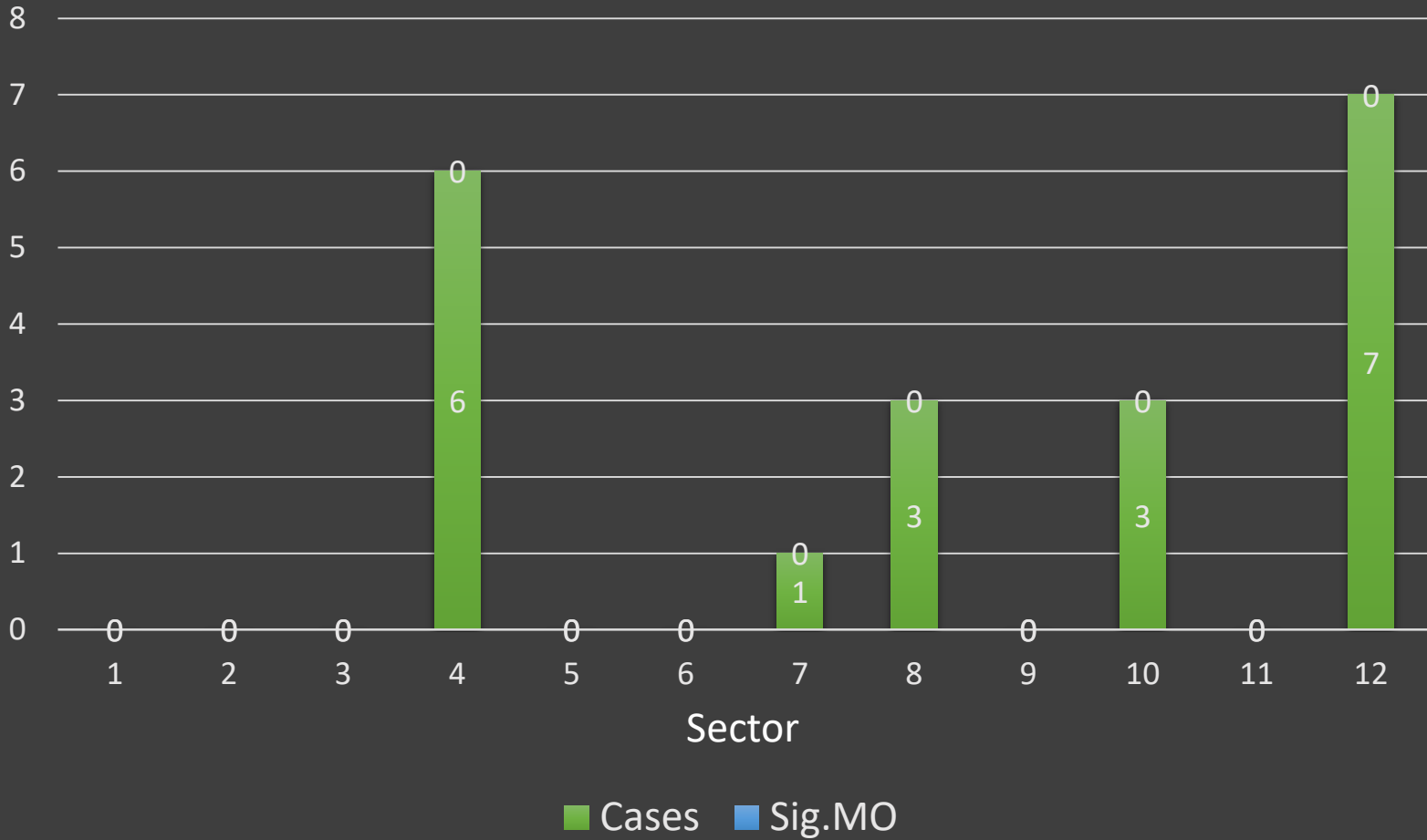


## Appendix D – Larceny



# Larceny by Sector

## August 2018





# Day/Time Breakdown Larceny August 2018

