



## **Crime Analysis Report March 2018**

**Det. Sgt. Kurt Fasulo #63**

CALEA 15.3.1

# Table of Contents

Crime Analysis Definition.....	3
Crime Analysis Narrative Report.....	4
Appendix A (Crime Graph).....	7
Appendix B (Burglary Graphs).....	8
Appendix B (Criminal Mischief Graphs).....	11
Appendix C (Larceny Graphs) .....	14

## Crime Analysis

A set of systematic, analytical processes directed at providing timely and pertinent information relative to crime patterns and trend correlations to assist the operational and administrative personnel in planning the deployment of resources for the prevention and suppression of criminal activities, aiding the investigative process, and increasing apprehensions and the clearance of cases. Within this context, Crime Analysis supports a number of department functions including patrol deployment, special operations, and tactical units, investigations, planning and research, crime prevention, and administrative services (budgeting and program planning). --Steven Gottlieb et al., 1994, "Crime Analysis: From First Report to Final Arrest."

*TO: Office of the Chief*

*FROM: Det. Sgt. Kurt Fasulo #63*

*SUBJECT: Crime Analysis Report March 2018*

*During the month of March 2018, the Guilford Police Department had the following **Part 1** and selected **Part 2** Crimes reported: Reference Appendix A for further information. This information was compiled via the NEXGEN system utilizing a query of all Part 1 Crimes and select Part 2 crimes from the computer database. A full review of each queried case file report was completed.*

The Guilford Police Department investigated **1051** cases for the month of March. This is a twenty-seven percent (27%) increase in calls from the previous month.

### **Burglary Cases**

There were two reported Burglaries for the month of March. The two cases were connected to each other and involved forced entry to commercial properties. Three suspects were apprehended and arrested. There were again cases of unlocked vehicles being entered and items stolen from within. The number of these cases did decrease from the previous month. These thefts from unlocked vehicle incidents would result in a criminal charge of burglary, however for reporting purposes those cases can be found in the larceny section of this report.

The number of burglaries increased two hundred percent (200%) from February to March.

There was no crime pattern developed, thus no response plan was developed.

Reference Appendix B for a graphic representation.

### **Criminal Mischief Cases:**

There was a total of six (6) criminal mischief cases filed for the month of March. This is a forty-five (45%) percent decrease in criminal mischief cases from February to March. Three (3) of these cases involved damage to public property, three (3) to private property.

The times and dates reported are depicted in the graphic representation. Some of these are the time the report was filed and not the time at which the crime is being committed. Two of the six cases show an accurate representation of the time these crimes were committed. The others were reported after the damage was observed and the exact time and date of the occurrence is unknown.

There were no arrests made for criminal mischief in the month of March.

The criminal mischief cases for this month were dispersed throughout the month and there was no pattern developed. Consistent with most months, the majority of criminal mischief takes place in the late evening, early morning hours on weekends. Patrols are aware of this pattern and have been alerted to identifiable characteristics of this type of crime.

Reference Appendix C for a graphic representation.

### **Larceny Cases:**

There were nine (9) larceny cases reported during the month of March. Three (3) of the nine cases were solved. There were two (2) arrests made as a result of these larceny cases. One incident involved a shoplifter who was identified and provided payment for the stolen item(s). The complainant no longer wished to pursue charges once payment was received.

The larceny types are as follows: four (4) thefts from a motor vehicle, two (2) shopliftings, and three (3) general larcenies.

For seven (7) of these larceny cases the exact date and time that the larceny occurred has not been determined. Thus, the date and time shown reflects only that of the date/time reported.

The number of larceny cases decreased sixty-five percent (65%) from February to March.

There were two (2) incidents of catalytic converters being removed from parked vehicles. There is an ongoing investigation for a suspect involved in similar thefts in the past. There are a number of arrest warrant applications pending for this individual.

The thefts from motor vehicle larcenies nearly all involved items being removed from unlocked motor vehicles. This department continues to educate the public on securing valuables through social media platforms.

Reference Appendix C for a graphic representation.

### **Robbery Cases:**

None reported.

### **Larceny of MV Cases:**

None reported.

**Aggravated Assault/Simple Assault:**

There was one reported assault during the month of March. The victim and suspect were known to each other and there was an arrest made. There were no other assaults reported during March and thus no pattern nor similarities identified which would warrant a response plan.

**Arson Cases:**

None reported.

**Rape/Sex offense Cases:**

None reported.

**Murder Cases:**

None reported.

**Information and Intelligence received on criminal activity:**

CTIC provided LEO intelligence during this month. The New England State Police Information Network also served as a source of intelligence as did the Law Enforcement Information Exchange (LInX).

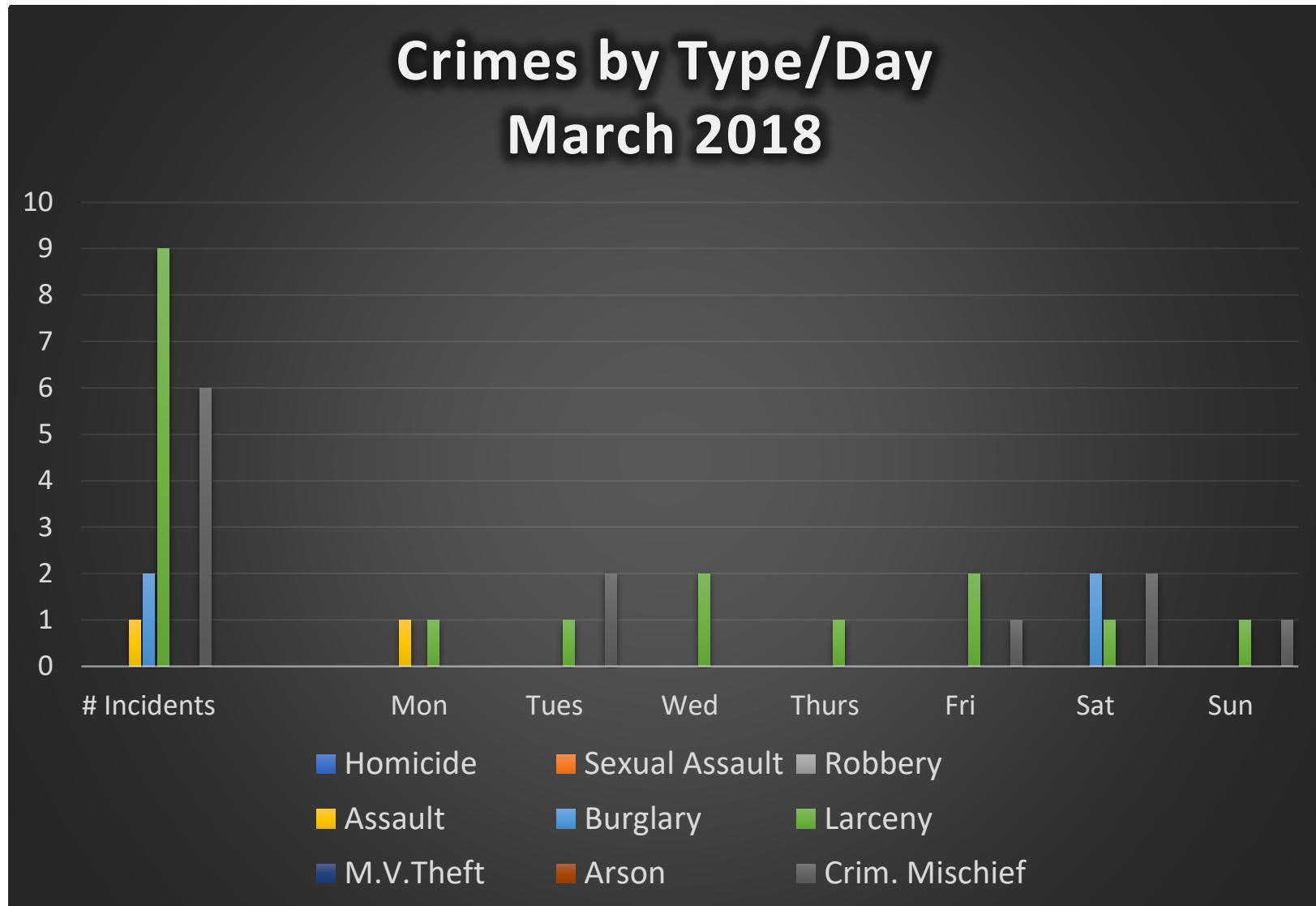
Intelligence meetings were held with the Middlesex County Detective Association, New Haven ISU, and New Haven MDT in regard to ongoing criminal activity in all attending agencies' jurisdictions. The Guilford Police Department has also received information from anonymous sources for suspected criminal activity.

Guilford Police Department has been corresponding with the Branford Police Department and surrounding agencies regarding stolen motor vehicles and burglaries taking place in each agency's respective jurisdiction. The goal of the collaboration is to gather enough information to identify trends which will assist in developing response plans as well as suspect information.

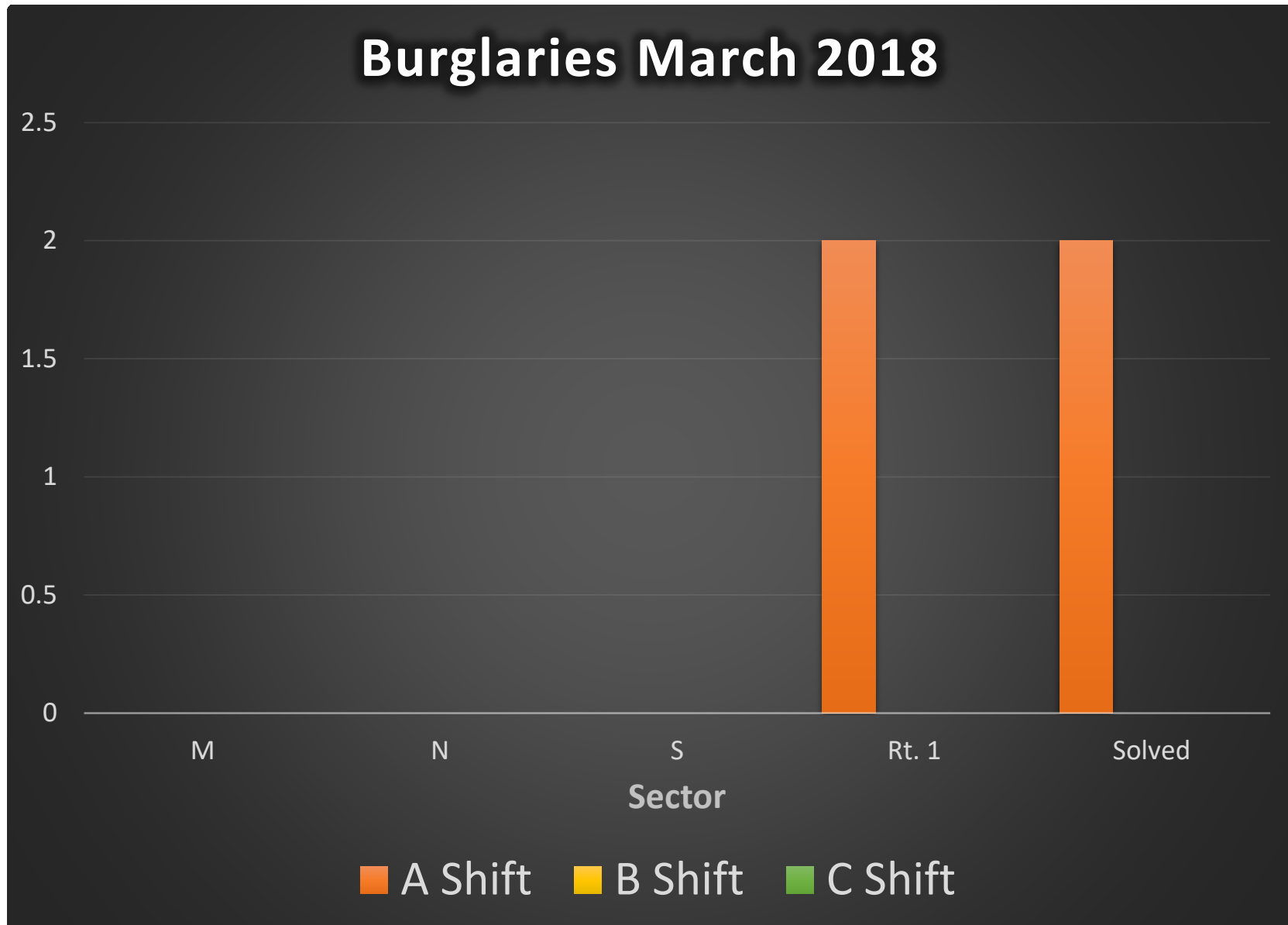
Respectfully submitted,

*Det. Sgt. Kurt Fasulo*

# Appendix A - Crime



## *Appendix B – Burglary*

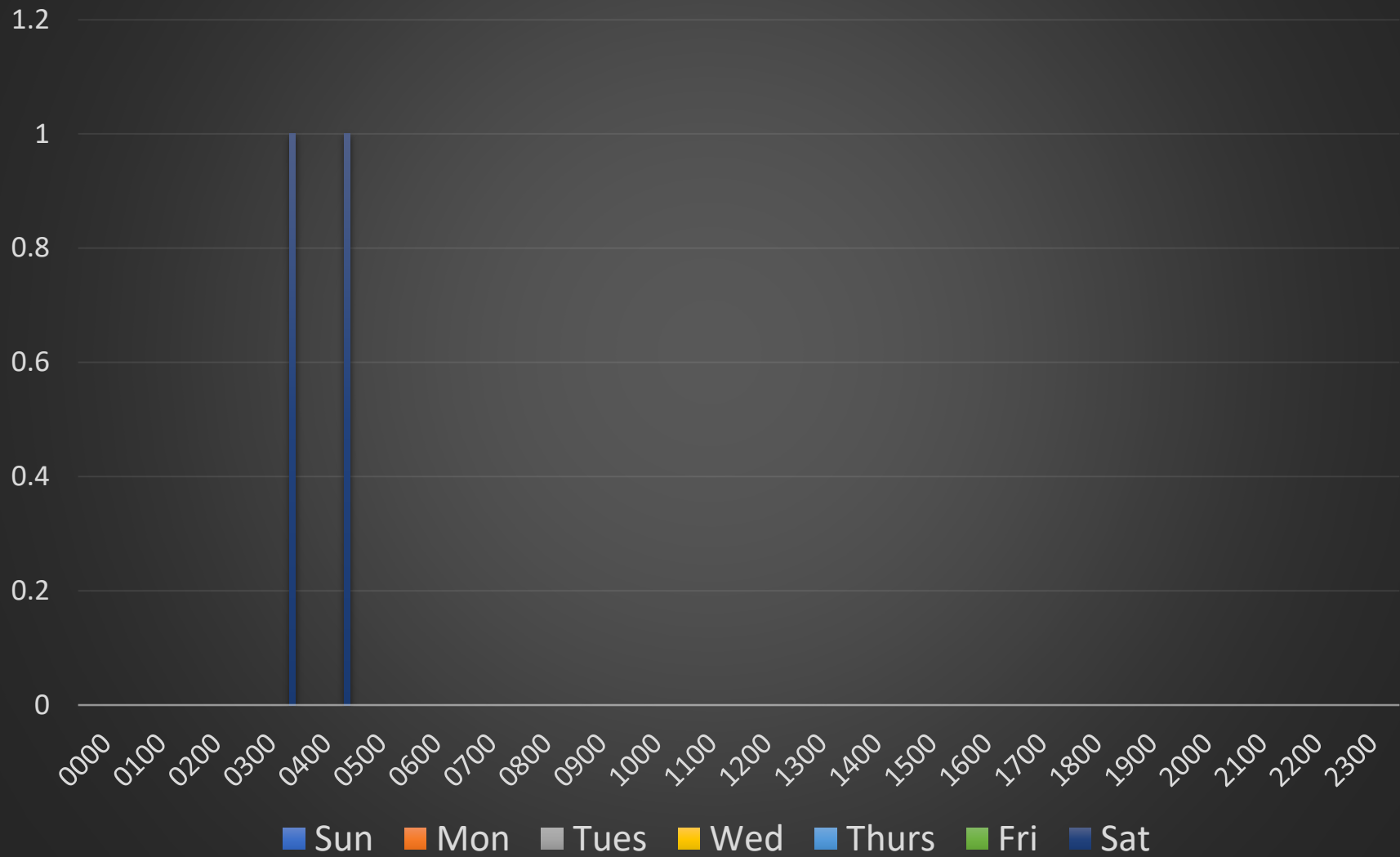




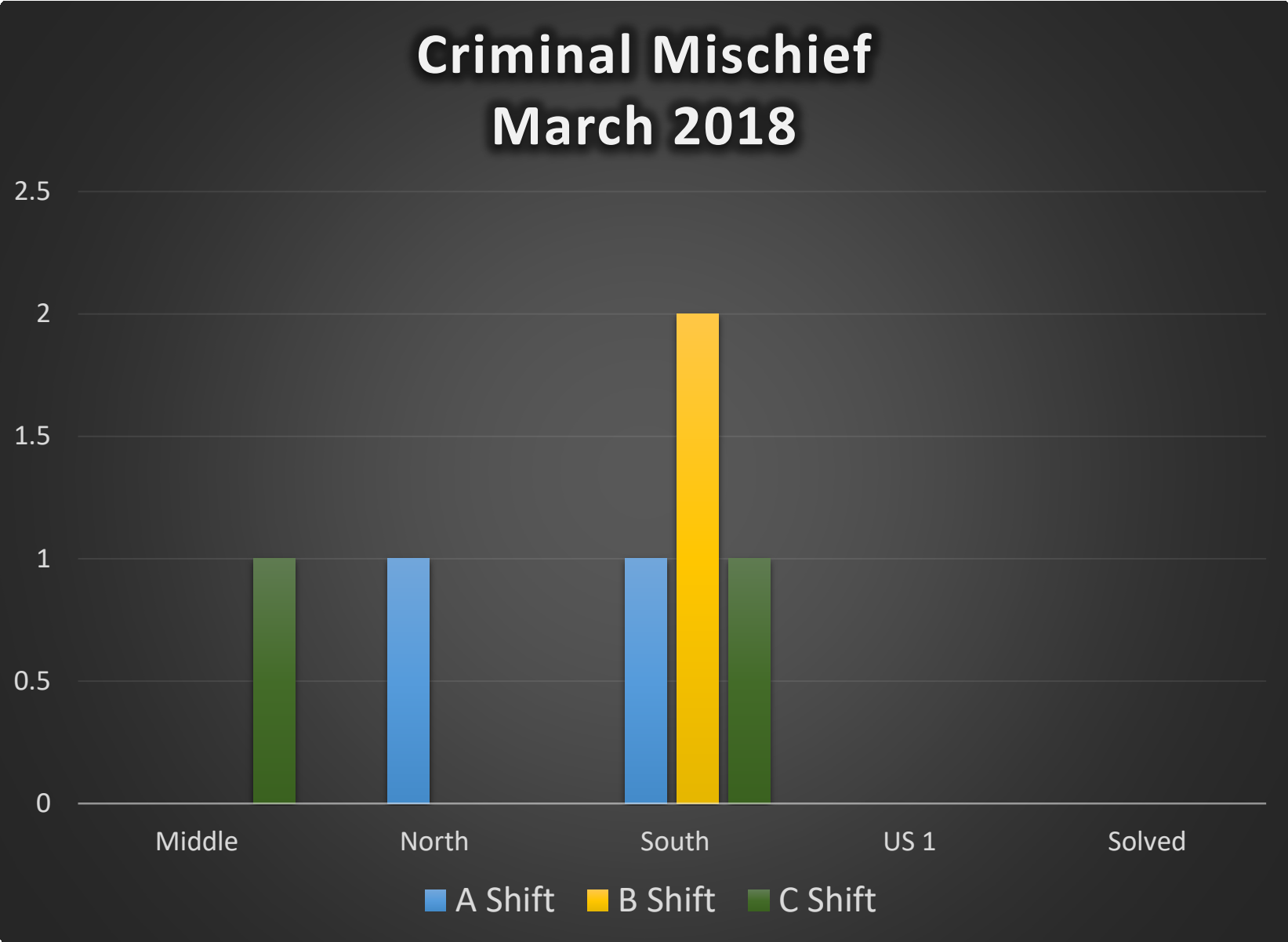
# Burglary Sector Breakdown March 2018



# Burglary Date/Time Breakdown March 2018

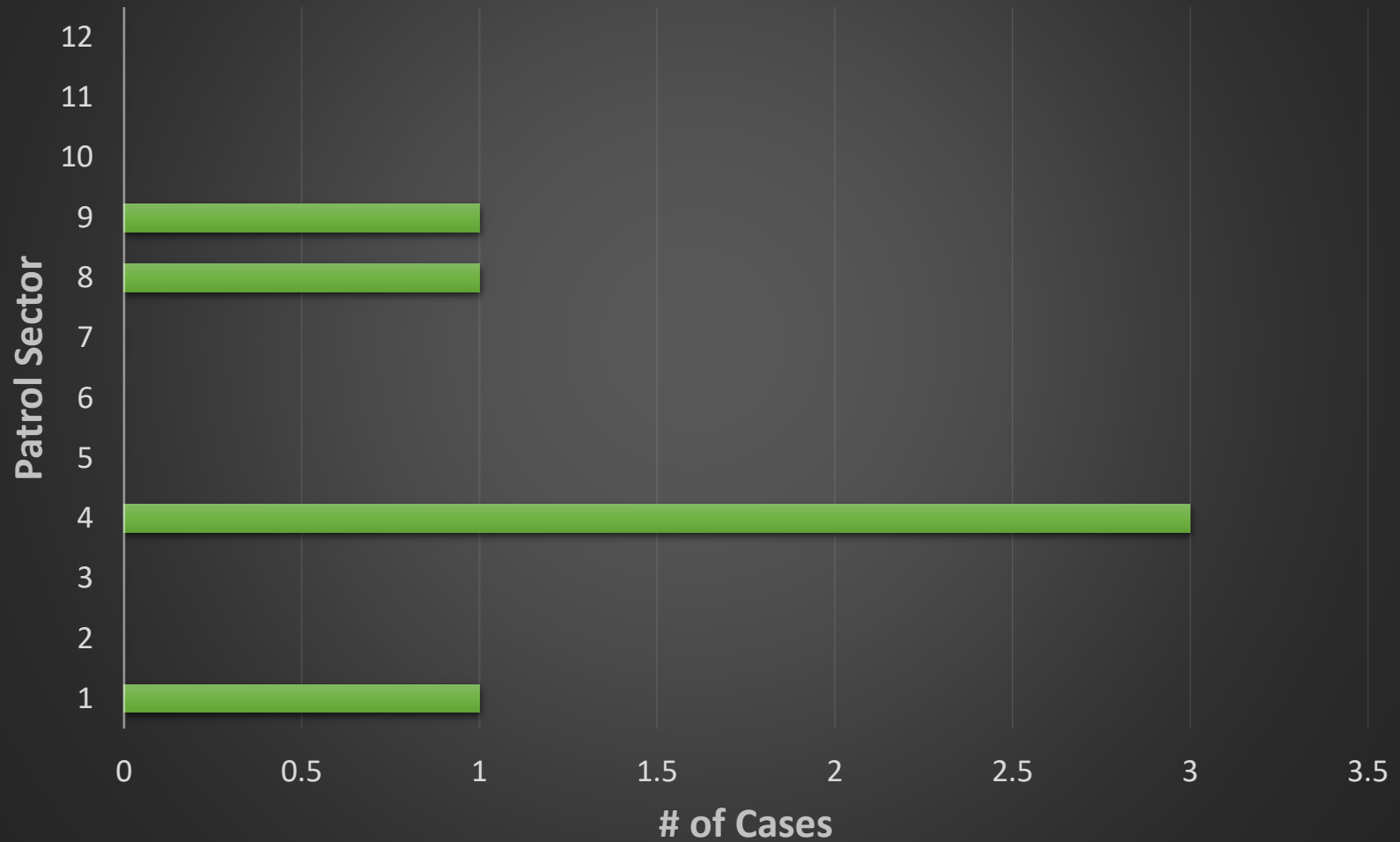


*Appendix C - Criminal Mischief*

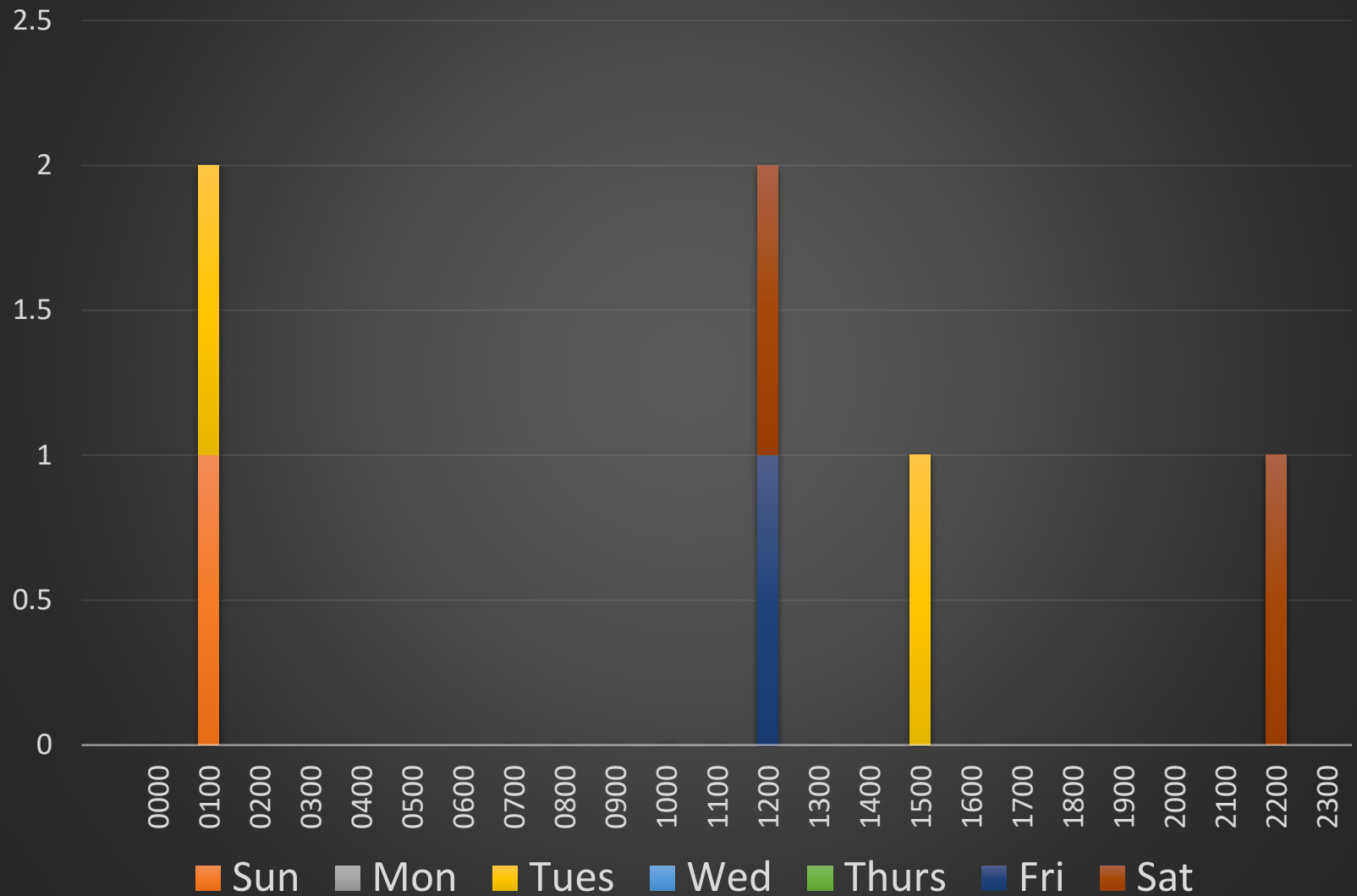


# Cases by Sector

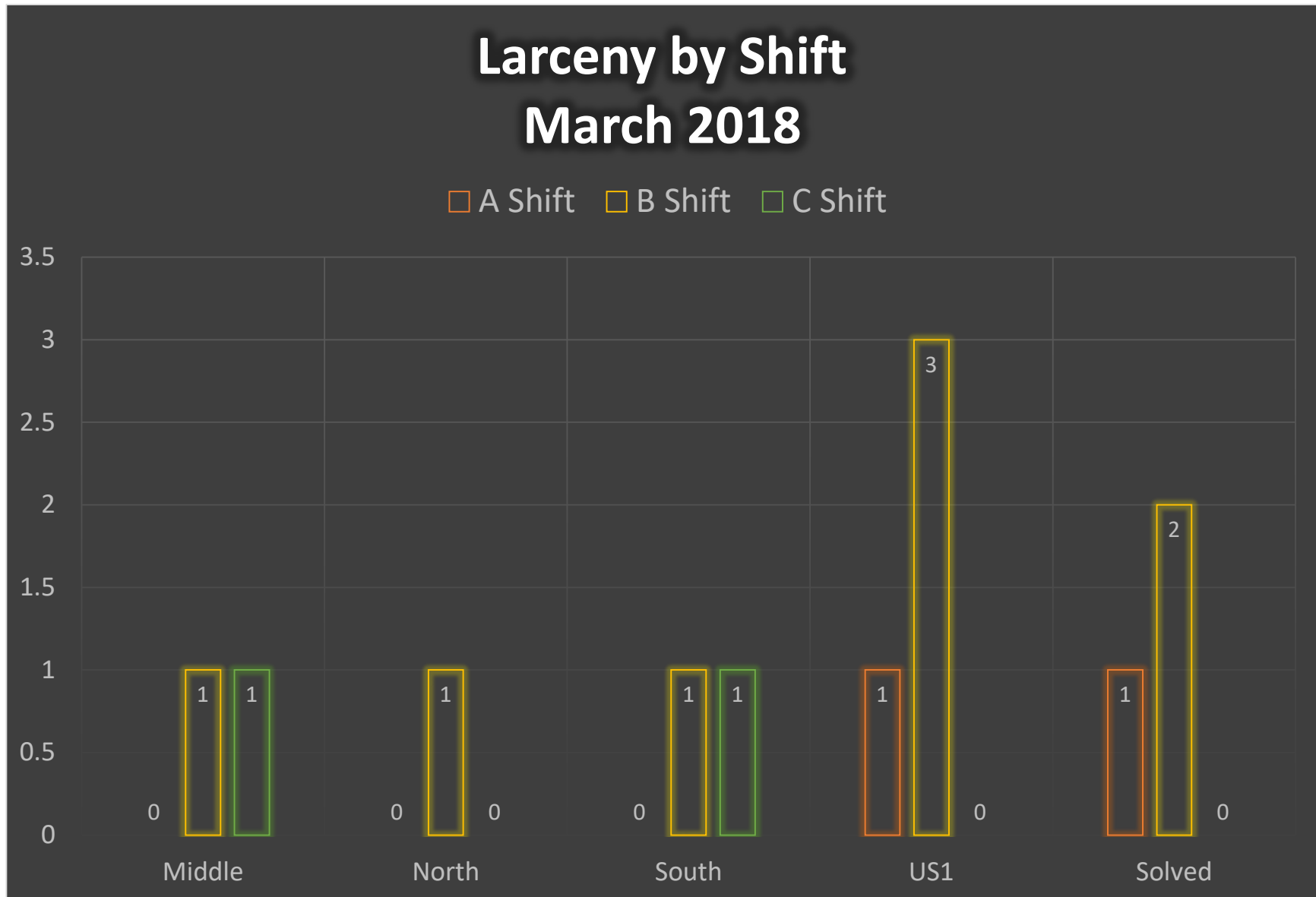
## Crim. Mischief - March 2018



# Day/Time Breakdown Crim. Mischief March 2018

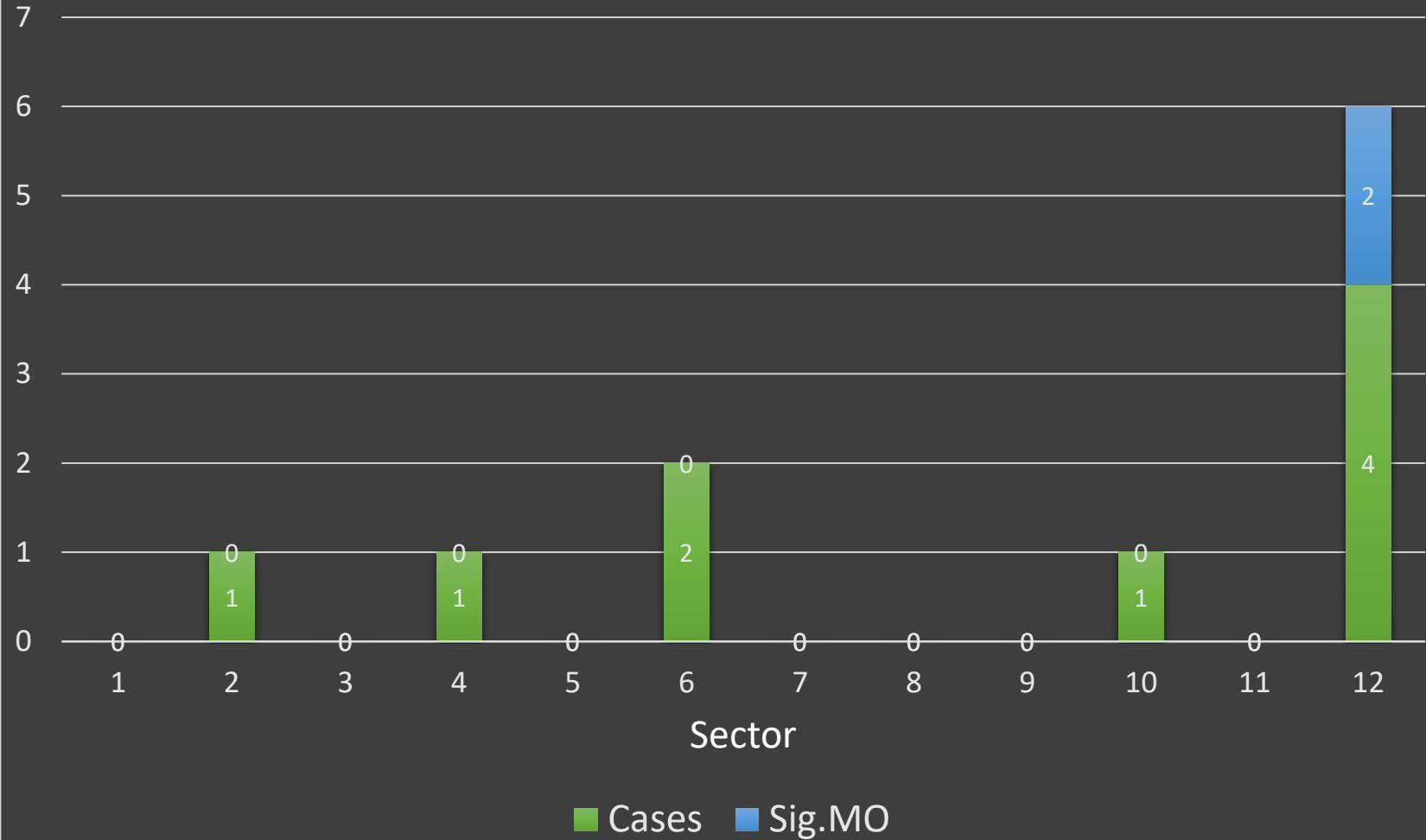


## Appendix D – Larceny



# Larceny by Sector

## March 2018



# Day/Time Breakdown Larceny March 2018

