



Crime Analysis Report June 2018

Det. Sgt. Kurt Fasulo #63

CALEA 15.3.1

Table of Contents

Crime Analysis Definition.....	3
Crime Analysis Narrative Report.....	4
Appendix A (Crime Graph).....	8
Appendix B (Burglary Graphs).....	9
Appendix B (Criminal Mischief Graphs).....	12
Appendix C (Larceny Graphs)	15

Crime Analysis

A set of systematic, analytical processes directed at providing timely and pertinent information relative to crime patterns and trend correlations to assist the operational and administrative personnel in planning the deployment of resources for the prevention and suppression of criminal activities, aiding the investigative process, and increasing apprehensions and the clearance of cases. Within this context, Crime Analysis supports a number of department functions including patrol deployment, special operations, and tactical units, investigations, planning and research, crime prevention, and administrative services (budgeting and program planning). --Steven Gottlieb et al., 1994, "Crime Analysis: From First Report to Final Arrest."

TO: Office of the Chief

FROM: Det. Sgt. Kurt Fasulo #63

SUBJECT: Crime Analysis Report June 2018

*During the month of June 2018, the Guilford Police Department had the following **Part 1** and selected **Part 2** Crimes reported: Reference Appendix A for further information. This information was compiled via the NEXGEN system utilizing a query of all Part 1 Crimes and select Part 2 crimes from the computer database. A full review of each queried case file report was completed.*

The Guilford Police Department investigated **1033** cases for the month of June. This is a five percent (5%) decrease in calls from the previous month.

Burglary Cases

There were four (4) reported Burglaries for the month of June. This is an increase from May in which there were two (2) reported. None of the four appear to be related. One case involved items being stolen from the interior of an unlocked residence. The second case saw force used to gain entry to a commercial building and a suspect has been developed in that case. The third case was a forced residential burglary in which the suspect was apprehended and arrested. The fourth case was forced entry to a vacant residence. There was one arrest made as a result of the burglary cases and suspects have been developed in two of the three remaining cases.

There were again cases of unlocked vehicles being entered and items stolen from within. These thefts from unlocked vehicle incidents would result in a criminal charge of burglary, however for reporting purposes those cases can be found in the larceny section of this report.

There was no crime pattern developed, thus no response plan was developed.

Reference Appendix B for a graphic representation.

Criminal Mischief Cases:

There was a total of eleven (11) criminal mischief cases filed for the month of June. This is an increase in criminal mischief cases from May in which there were nine (9). All eleven cases involved damage to private property. Four of the cases appear to be linked based upon Modus Operandi and were likely completed by the same suspect(s).

The times and dates reported are depicted in the graphic representation. Some of these are the time the report was filed and not the time at which the crime is being committed. Six (6) of the eleven cases show an accurate representation of the time these crimes were committed. The others were reported after the damage was observed and the exact time and date of the occurrence is unknown. There were three (3) cases of mailboxes being damaged during the overnight or late evening hours. There were also two cases of vehicle tires being slashed during the overnight hours.

There were no arrests made for criminal mischief in the month of June.

The criminal mischief cases for this month were dispersed throughout the month and there was no pattern developed. Consistent with most months, the majority of criminal mischief takes place in the late evening, early morning hours on weekends. Most complaints taken after the damage was observed were received on Sunday or Monday mornings. There were a considerable number of criminal mischief complaints received on Tuesday 06/26/2018, however the majority did not appear related. Patrols are aware of this pattern and have been alerted to identifiable characteristics of this type of crime.

Reference Appendix C for a graphic representation.

Larceny Cases:

There were fifty-six (56) larceny cases reported during the month of June. Three (3) of the fifty-six cases were solved. There was one arrest made as a result of these larceny cases. There are two cases which have an arrest warrant application pending at GA23. One case has a suspect developed but has not yet reached the level of probable cause for arrest. In one case the complainant no longer wished to pursue charges once payment was received. There were two (2) cases in which the complainant did not wish to pursue criminal charges against the suspect.

The larceny types are as follows: forty-five (45) thefts from a motor vehicle, six (6) shopliftings, one (1) theft from residence, and four (4) general larceny.

For thirty-six (36) of these larceny cases the exact date and time that the larceny occurred has not been determined. Thus, the date and time shown reflects only that of the date/time reported. The larceny from motor vehicle cases typically are reported upon discovery of the entry by the vehicle owner. In some cases, the date/time can be inferred based upon information developed from related cases. The statistics are skewed to the B Shift and C Shift as these are the times when the complaints are made. However, nearly every larceny from motor vehicle case occurs during the overnight hours and can be attributed to the hours of the A Shift.

The number of larceny cases increased from twenty-one (21) in May to fifty-six (56) in June.

The fraud cases for the month of June are as follows: Ten (10) General Fraud, Two (2) Fraud – Identity Theft, One (1) Fraud with Credit Card. These other fraud incidents all involved complainants who were reimbursed or did not experience any loss, thus these cases are not included in the monthly totals for larceny cases.

The thefts from motor vehicle larcenies nearly all involved items being removed from unlocked motor vehicles. This department continues to educate the public on securing valuables through social media platforms. There has been a spike in these incidents within the shoreline area and Guilford Police Department is corresponding with neighboring departments to share intelligence and develop a response plan.

The increase in numbers for the larceny from motor vehicles can be attributed to a change in policy to how these cases are reported. In the past one case number sufficed for motor vehicles entered in a specific neighborhood/street. The numbers for June are a more accurate reflection of the true number of incidents as each case number reflects an attempted/completed theft from a motor vehicle. These cases are also intertwined with the larceny of motor vehicle cases as unlocked vehicles with keys left inside are those being stolen.

Reference Appendix C for a graphic representation.

Robbery Cases:

None reported.

Larceny of MV Cases:

There were three (3) larceny of a motor vehicle during the month of June. This is an increase in motor vehicle larcenies from May, which had one reported. Two of the vehicles have since been recovered and processed for evidence. The vehicles were all stolen with the keys inside the unlocked vehicle and are connected to a number of larcenies from motor vehicles in the same area on that same evening/overnight.

There were a number of evidence items recovered from the stolen motor vehicles which have been processed and are being submitted to the CT Division of Scientific Services for further analysis. This department has experienced success in the past with identification of suspects based upon evidence recovered from the stolen motor vehicles.

Two suspects have already been identified for one case and an arrest warrant applications are pending.

Aggravated Assault/Simple Assault:

There was one (1) assault reported during the month of June. The case involved the assault of a police officer and resulted in the arrest of the suspect.

There were two assaults reported during the month of May thus there was a decrease in assaults from May to June.

Arson Cases:

None reported.

Rape/Sex offense Cases:

There were no sexual assaults reported during the month of June. This is a decrease in the number of cases from May in which there were four (4) reported sexual assault cases.

Murder Cases:

None reported.

Information and Intelligence received on criminal activity:

CTIC provided LEO intelligence during this month. The New England State Police Information Network also served as a source of intelligence as did the Law Enforcement Information Exchange (LInX). Guilford Police also monitors Crimedex Law Enforcement Portal for updated information on financial crime trends.

Intelligence meetings were held with the Middlesex County Detective Association, New Haven ISU, and New Haven MDT in regard to ongoing criminal activity in all attending agencies' jurisdictions. The Guilford Police Department has also received information from anonymous sources for suspected criminal activity.

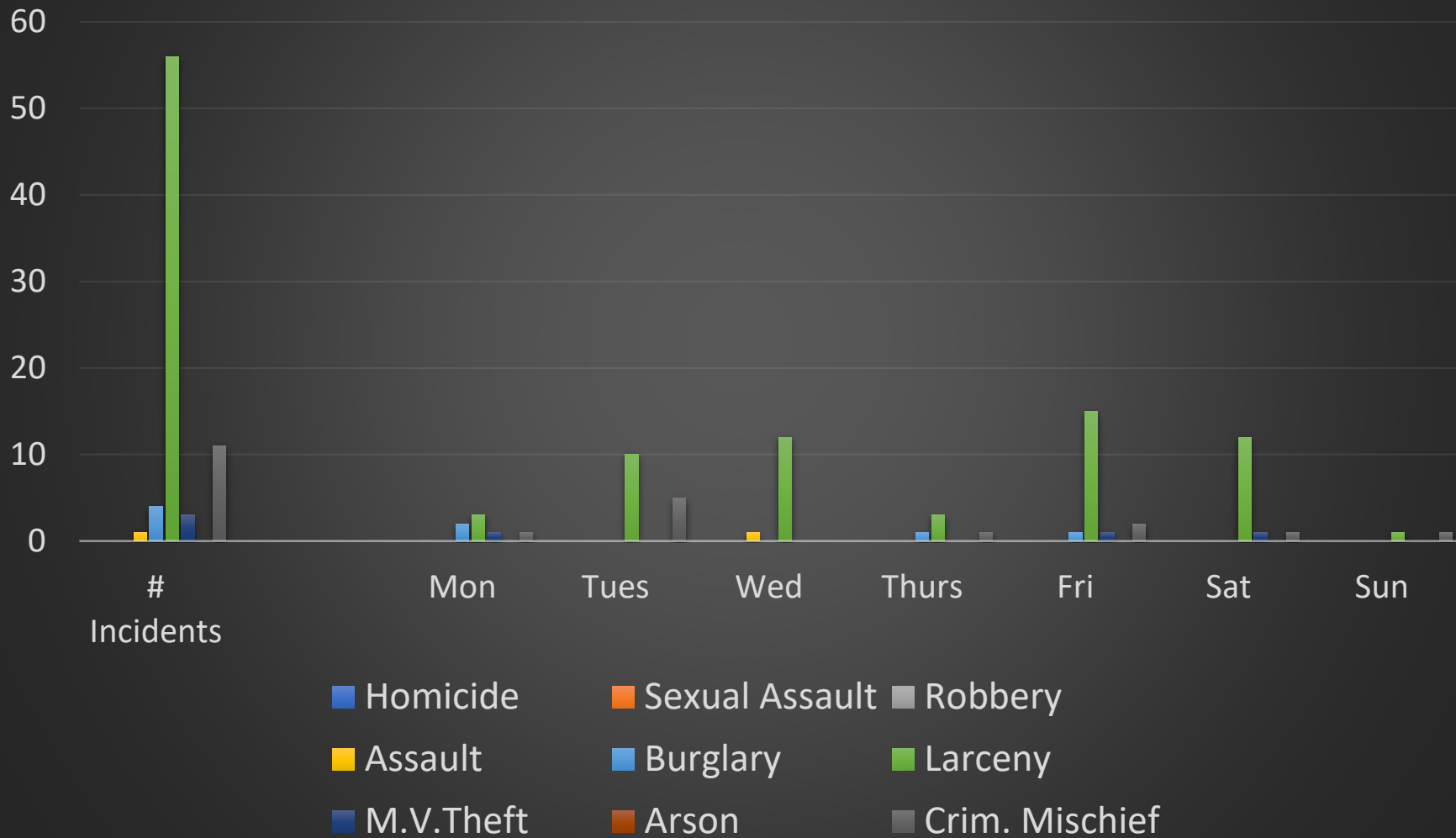
Guilford Police Department has been corresponding with the Branford Police Department and surrounding agencies regarding stolen motor vehicles and burglaries taking place in each agency's respective jurisdiction. The goal of the collaboration is to gather enough information to identify trends which will assist in developing response plans as well as suspect information.

Respectfully submitted,

Det. Sgt. Kurt Fasulo

Appendix A - Crime

Crimes by Type/Day June 2018



Appendix B – Burglary

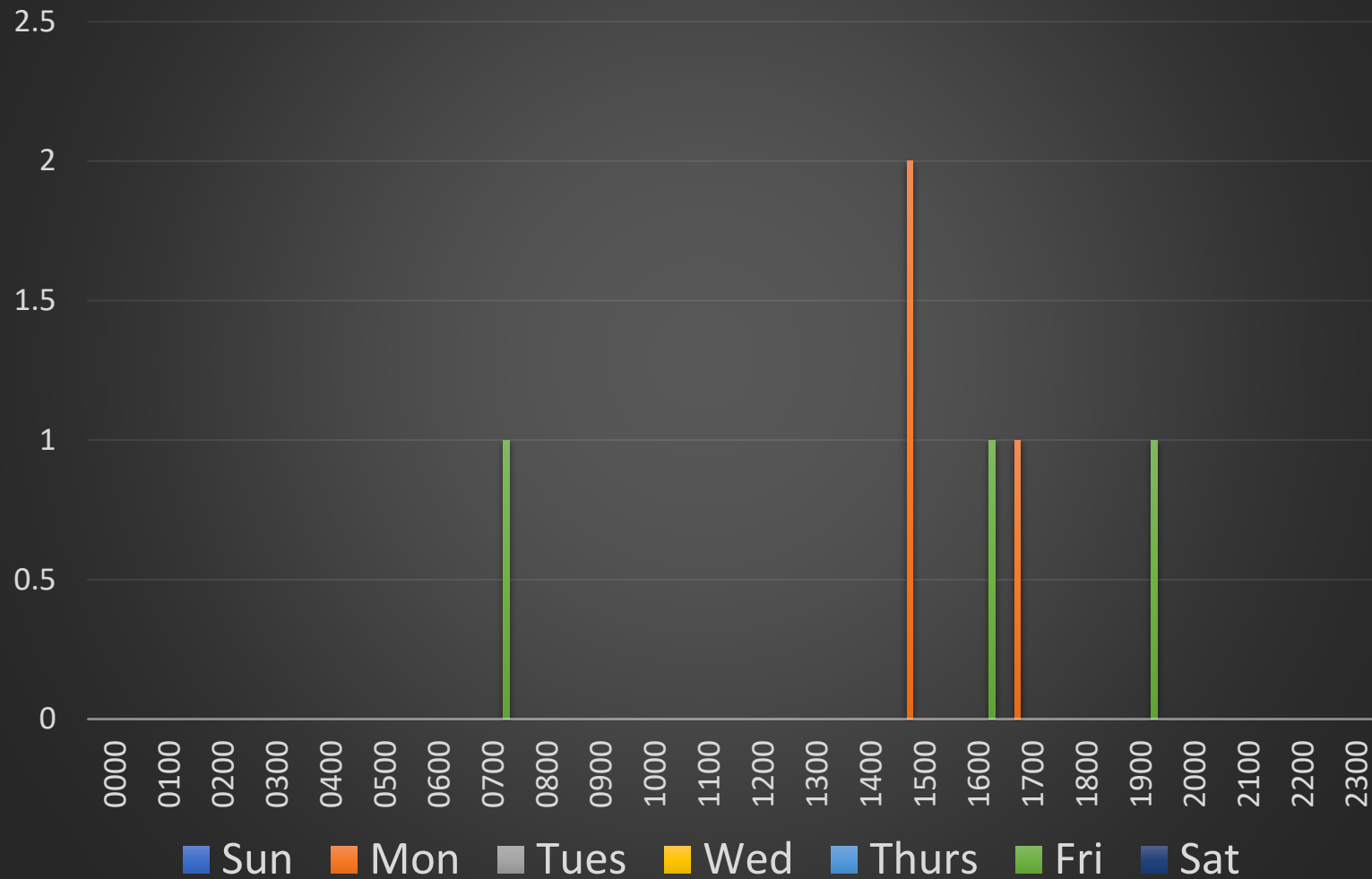
Burglaries June 2018



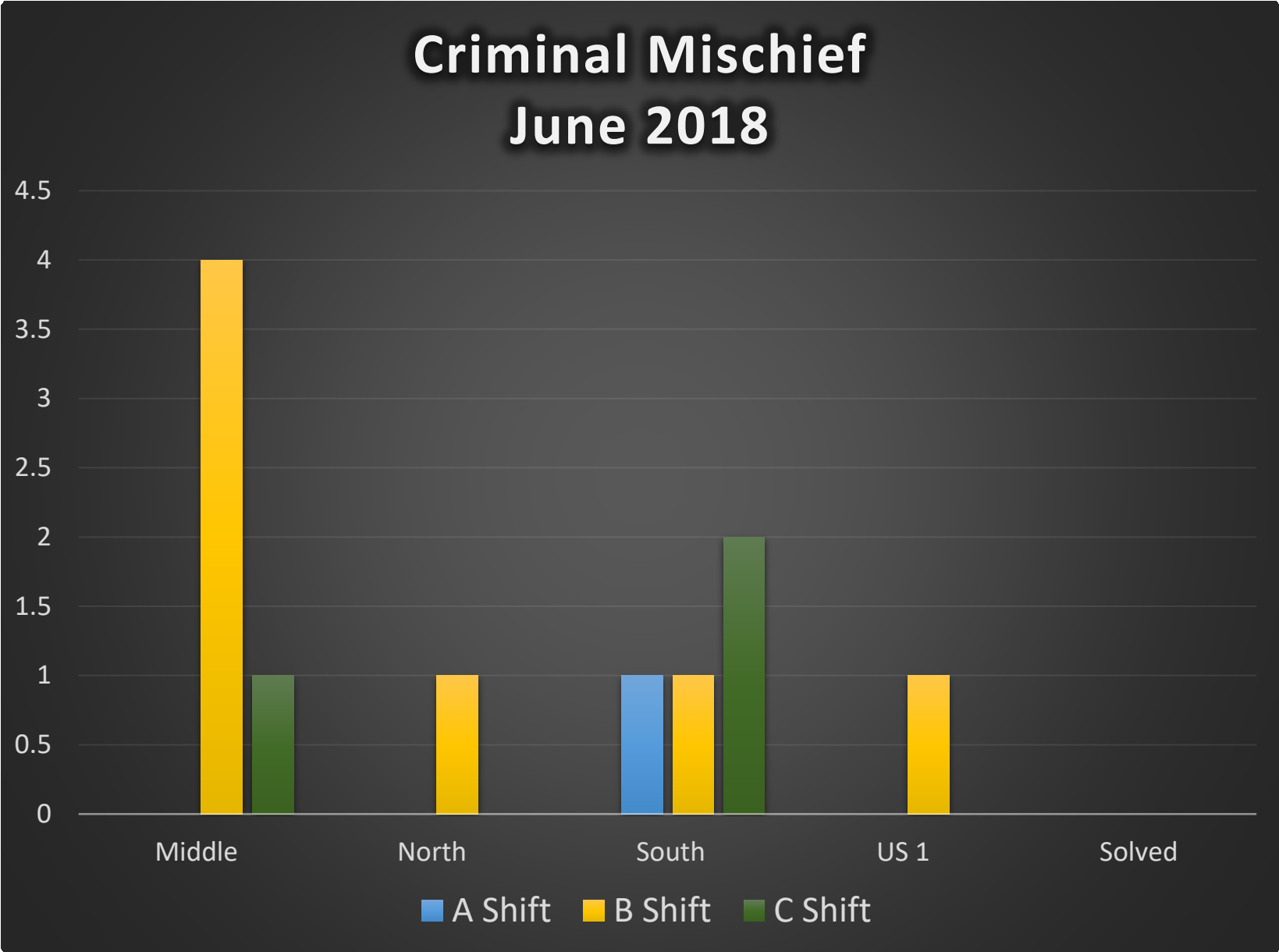
Burglary Sector Breakdown June 2018



Burglary Date/Time Breakdown June 2018

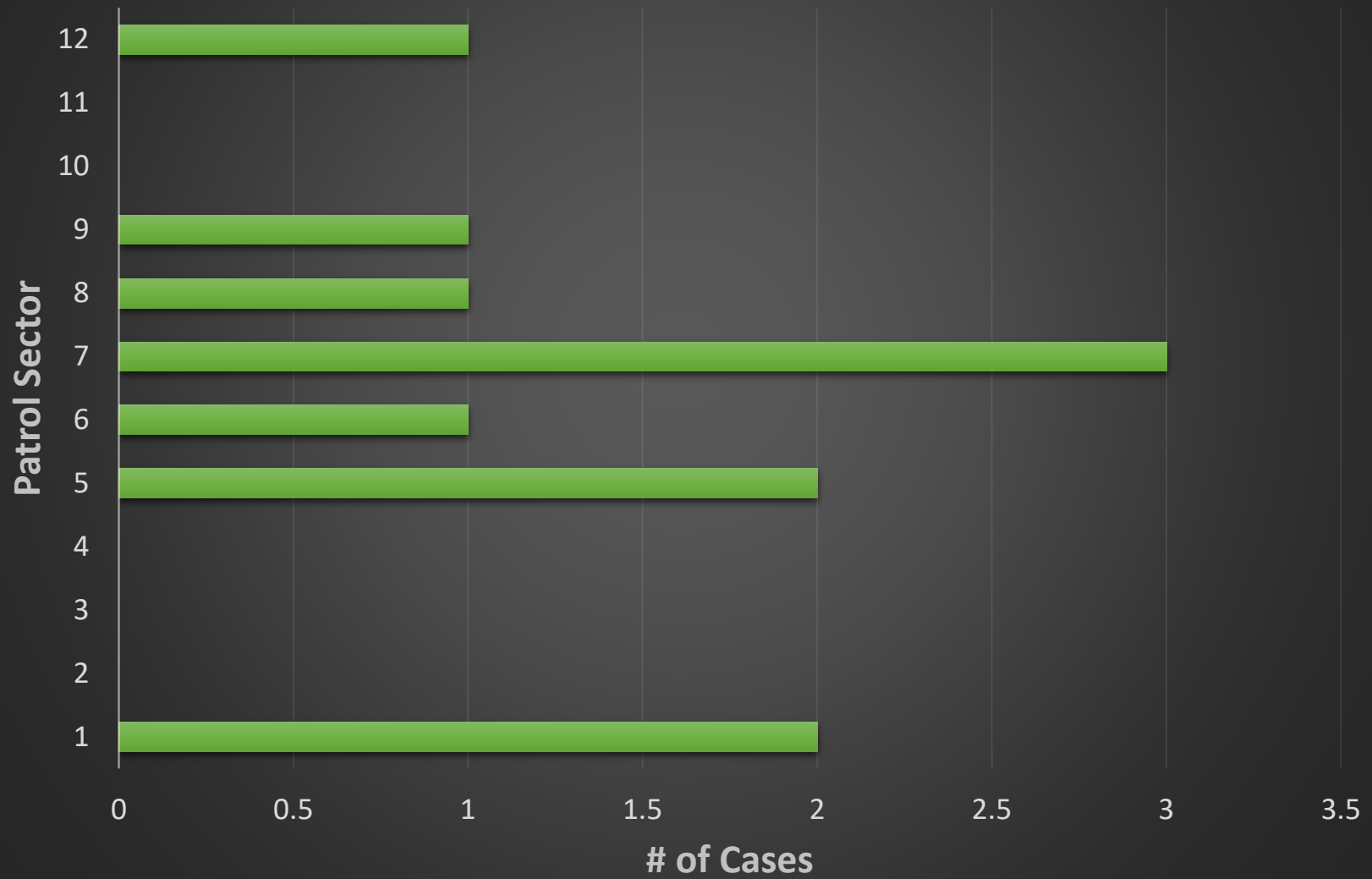


Appendix C - Criminal Mischief

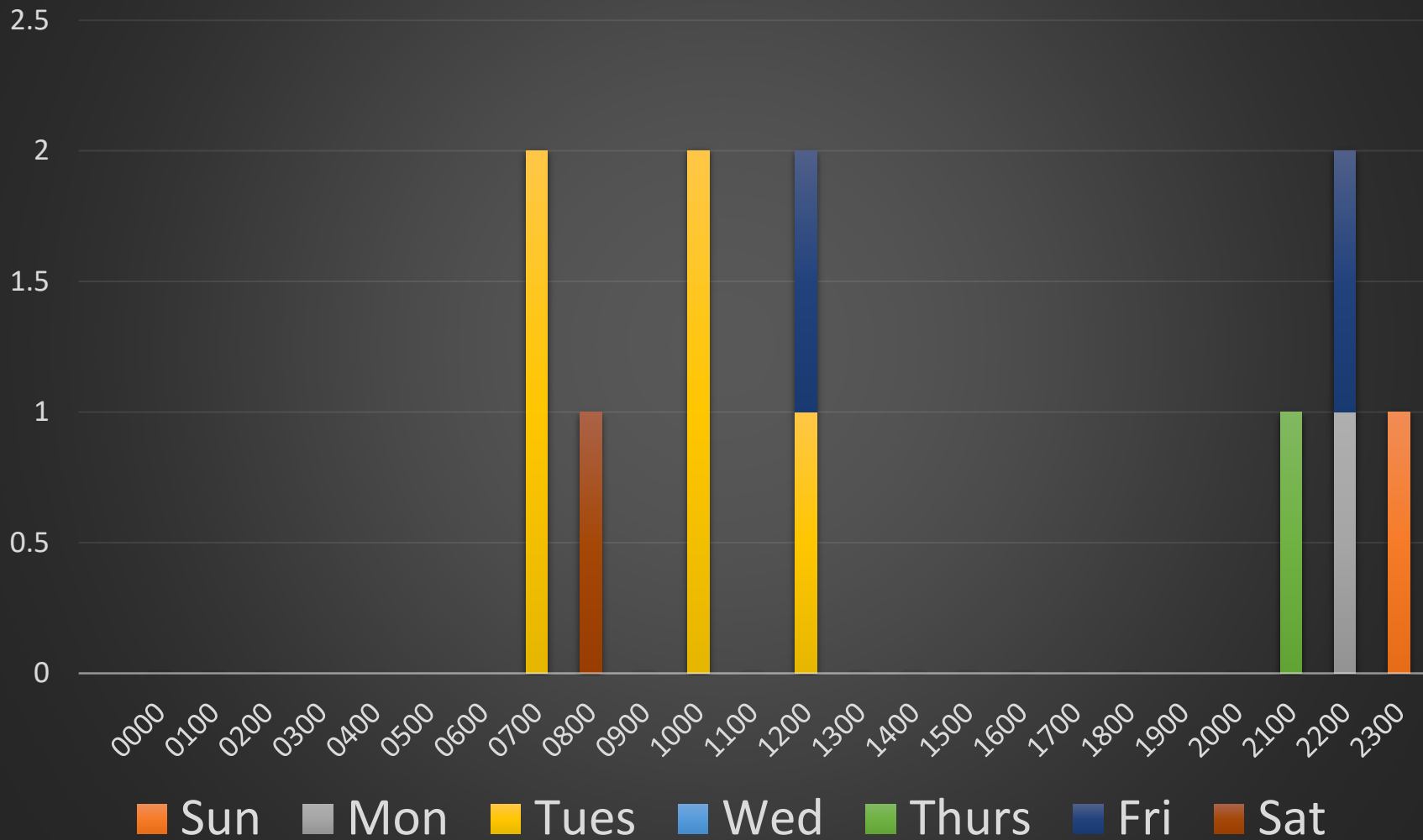


Cases by Sector

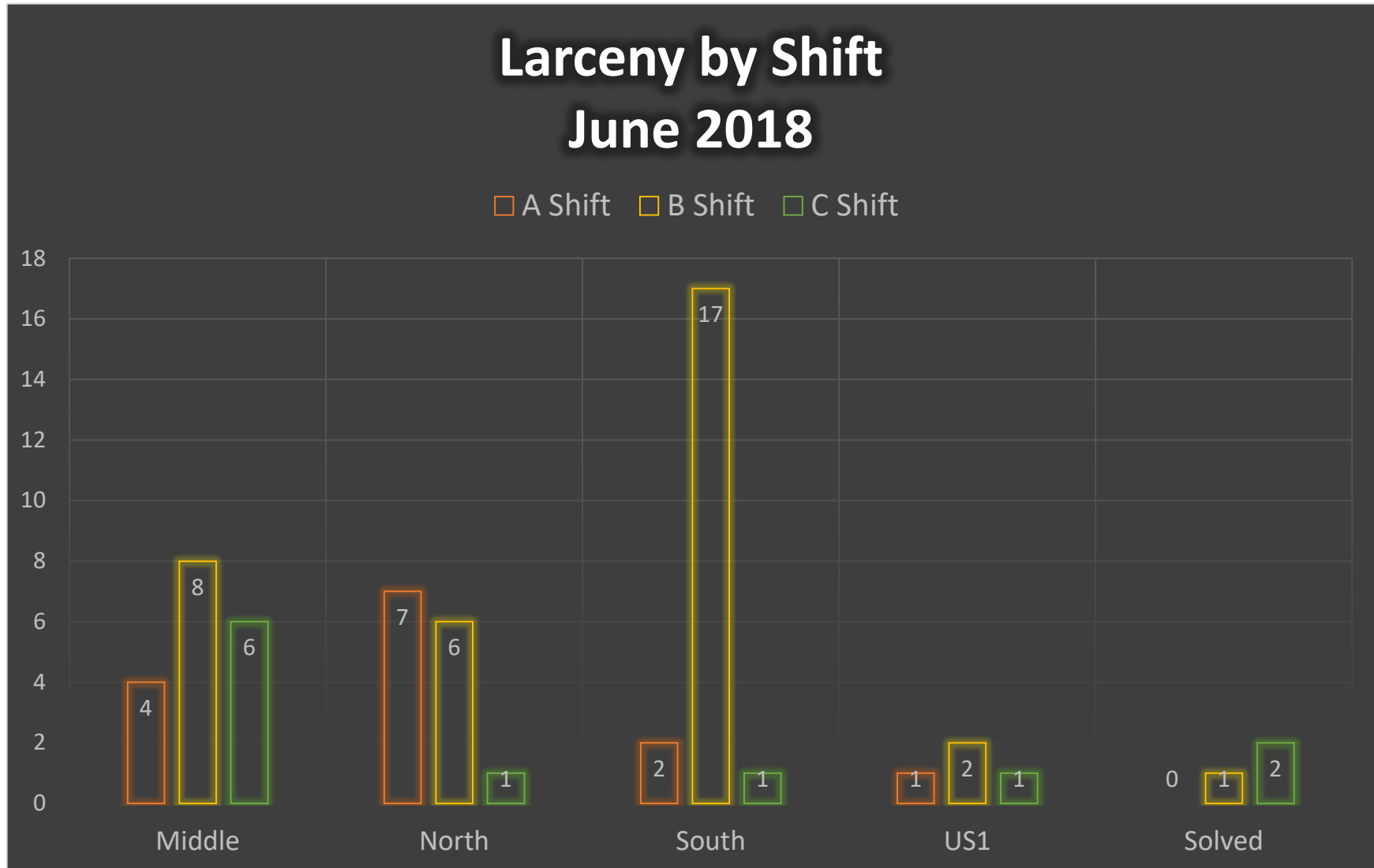
Crim. Mischief - June 2018



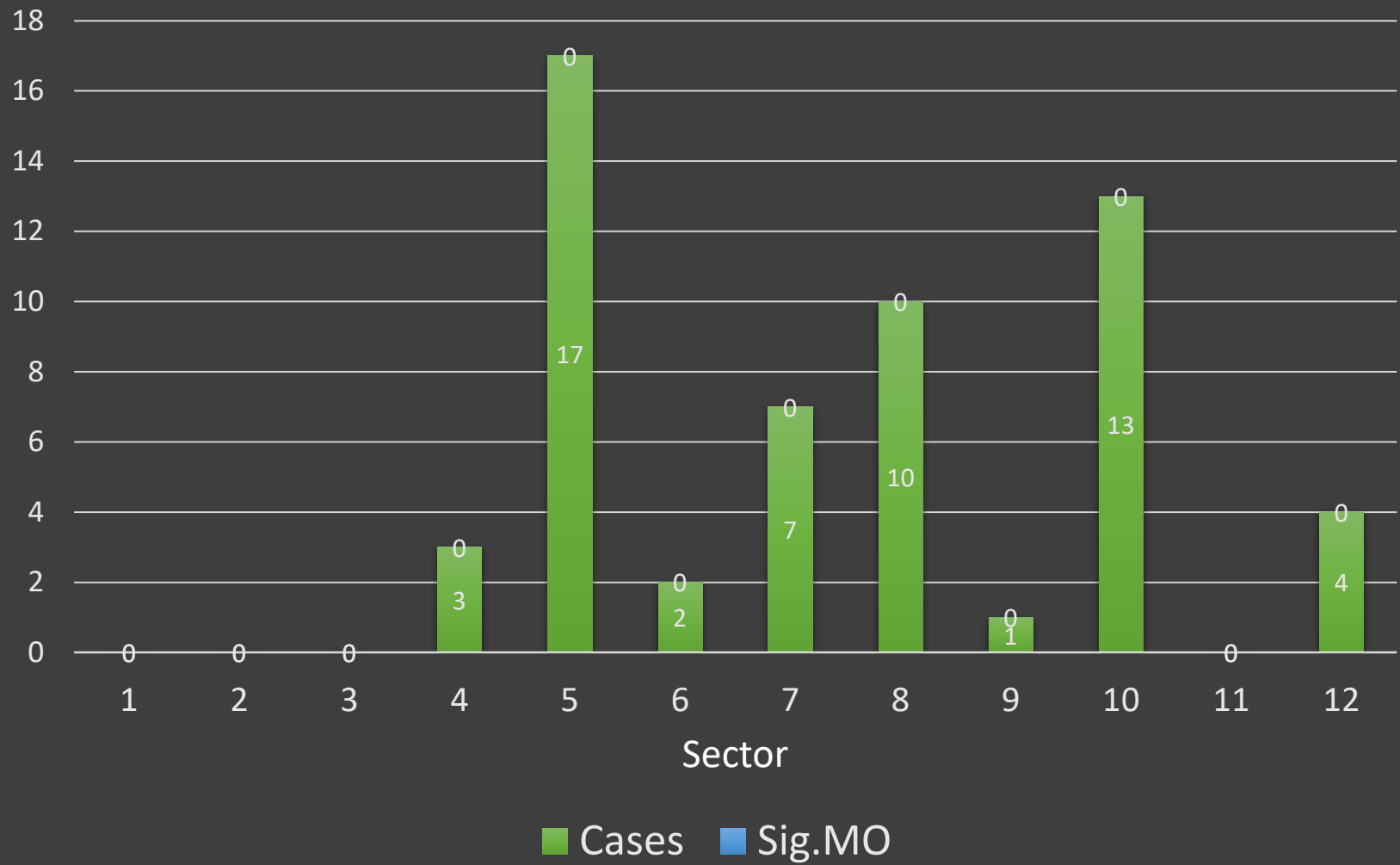
Day/Time Breakdown Crim. Mischief June 2018



Appendix D – Larceny



Larceny by Sector June 2018



Day/Time Breakdown Larceny June 2018

