



## **Crime Analysis Report September 2008**

**Prepared by Det. Sgt. John Dunn #64**

# Table of Contents

Crime Analysis Definition.....	3
Crime Analysis Narrative Report.....	4
Appendix A (Crime Graph).....	6
Appendix B (Burglary Graph).....	7 & 8
Appendix C (Criminal Mischief Graph).....	9 & 10
Appendix D (Larceny Graph) .....	11 & 12

## Crime Analysis

A set of systematic, analytical processes directed at providing timely and pertinent information relative to crime patterns and trend correlations to assist the operational and administrative personnel in planning the deployment of resources for the prevention and suppression of criminal activities, aiding the investigative process, and increasing apprehensions and the clearance of cases. Within this context, Crime Analysis supports a number of department functions including patrol deployment, special operations, and tactical units, investigations, planning and research, crime prevention, and administrative services (budgeting and program planning). --Steven Gottlieb et al., 1994, "Crime Analysis: From First Report To Final Arrest."

*TO: Office of the Chief*

*FROM: Det. Sgt. John Dunn*

*SUBJECT: Crime Analysis Report September 2008*

*During the month of September 2008. The Guilford Police Department had the following **Part 1** and selected **Part 2** Crimes reported: Reference Appendix A for further information.*

**Burglary Cases**

There were a total of two (4) burglaries reported during this period. All properties were residential. Two were forced, and one was an attempted burglary. One of the cases was solved and resulted in an arrest. None of the cases showed a distinct pattern, further more no modes operandi was found. *Reference Appendix B for a graph representation.*

**Criminal Mischief Cases:**

Sixteen (16) criminal mischief cases were filed; ten were private property, one was mailbox damage, three were public property, and two were windows. Two cases were solved. None of the cases showed a distinct pattern, further more no modes operandi was found. *Reference Appendix D for a graph representation.*

**Larceny Cases:**

Twenty-five (22) larceny complaints were filed. A detailed examination of these cases revealed the following details: Of the twenty-two cases, a total of fourteen (14) cases were solved. All resulting in arrests. A total breakdown of the types of larceny cases are as follows: (5) shoplifting cases, (4) thefts from autos, (2) thefts from buildings, and (11) general larceny cases. A distinct pattern of location thefts has been identified in the GHS thefts. *Reference Appendix C for a graph representation.*

**Robbery Cases:**

None reported

**Murder Cases:**

None reported

**Rape Cases:**

In accordance with Connecticut General Statutes details of all sexual assault cases details remain sealed.

**Arson Cases:**

None reported

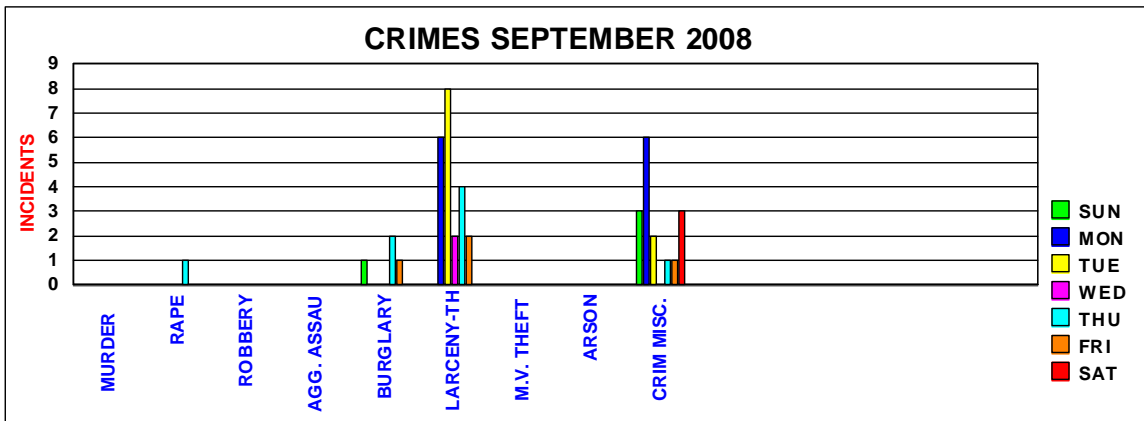
**Information and Intelligence received on criminal activity:**

CTIC provided LEO intelligence during this month.  
Sincerely,

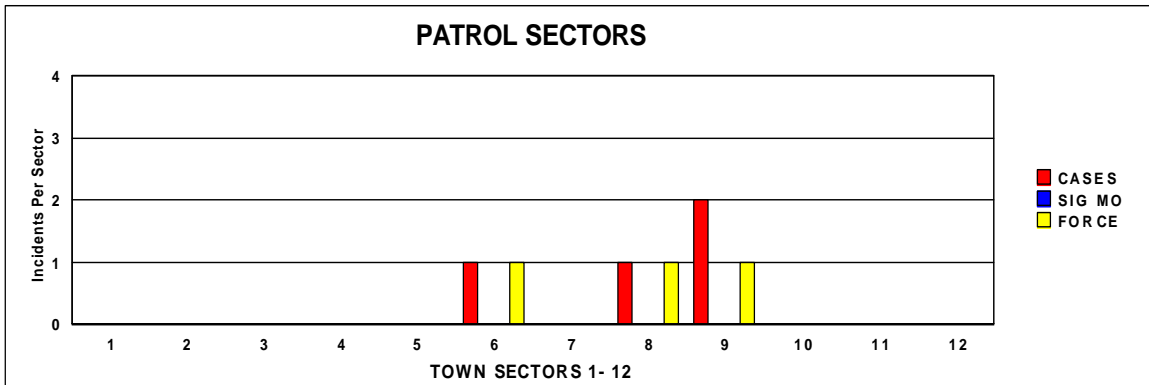
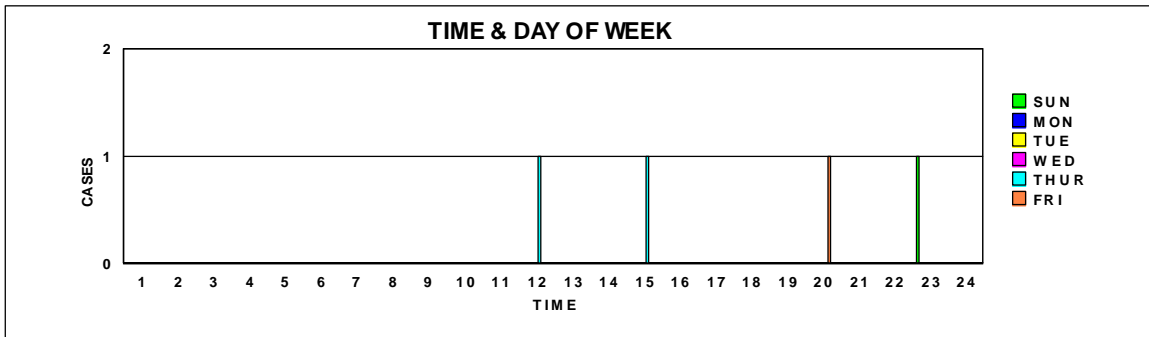
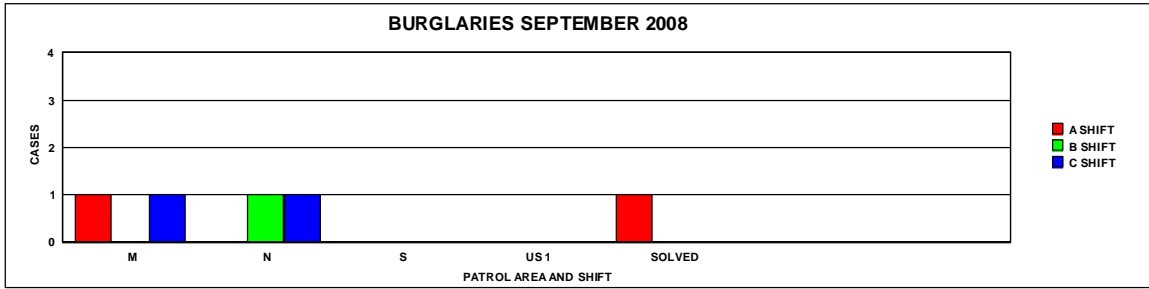
*Det. Sgt. John Dunn #64  
Detective Unit Supervisor*

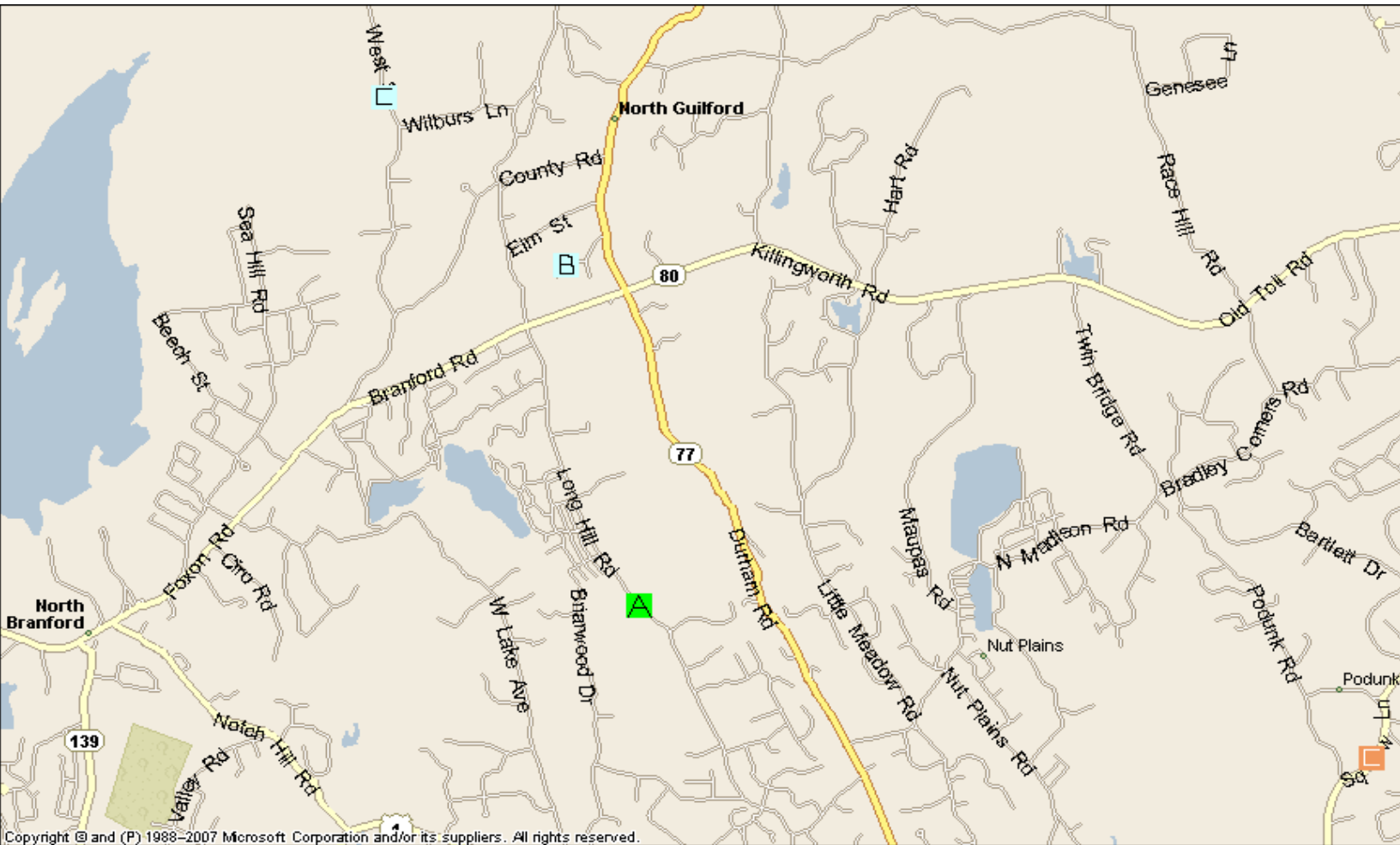
**Appendix A**

<b>CRIMES SEPTEMBER 2008</b>											
			SUN	MON	TUE	WED	THU	FRI	SAT	TOTAL	
<i>MURDER</i>			0	0	0	0	0	0	0	0	
<i>RAPE</i>			0	0	0	0	1	0	0	1	
<i>ROBBERY</i>			0	0	0	0	0	0	0	0	
<i>AGG. ASSAULT</i>			0	0	0	0	0	0	0	0	
<i>BURGLARY</i>			1	0	0	0	2	1	0	4	
<i>LARCENY-THEFT</i>			0	6	8	2	4	2	0	22	
<i>M.V. THEFT</i>			0	0	0	0	0	0	0	0	
<i>ARSON</i>			0	0	0	0	0	0	0	0	
<i>CRIM MISC.</i>			3	6	2	0	1	1	3	16	



## Appendix B

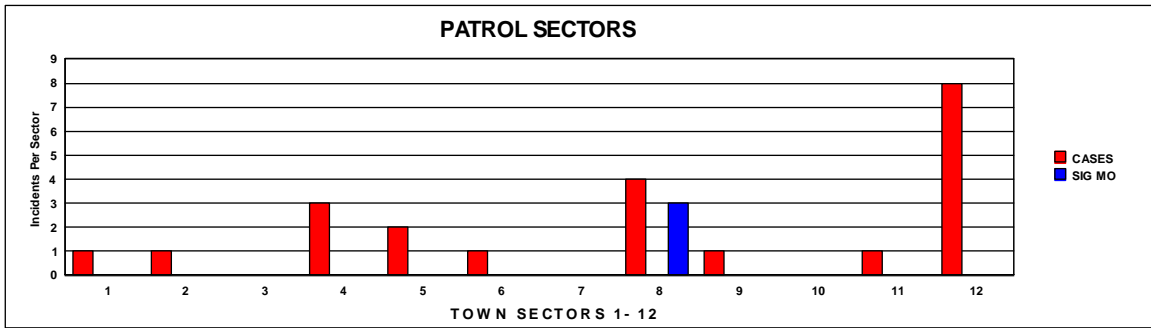
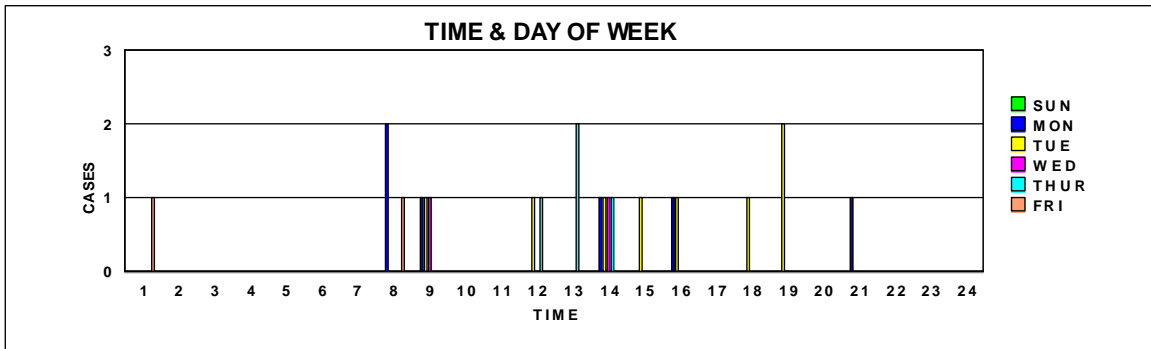
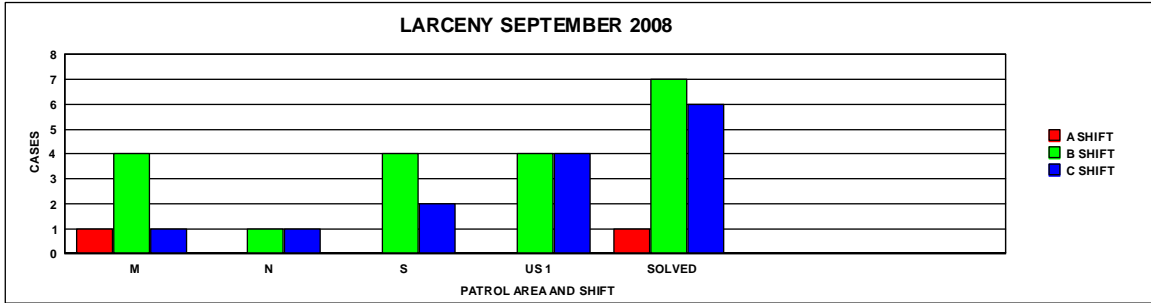


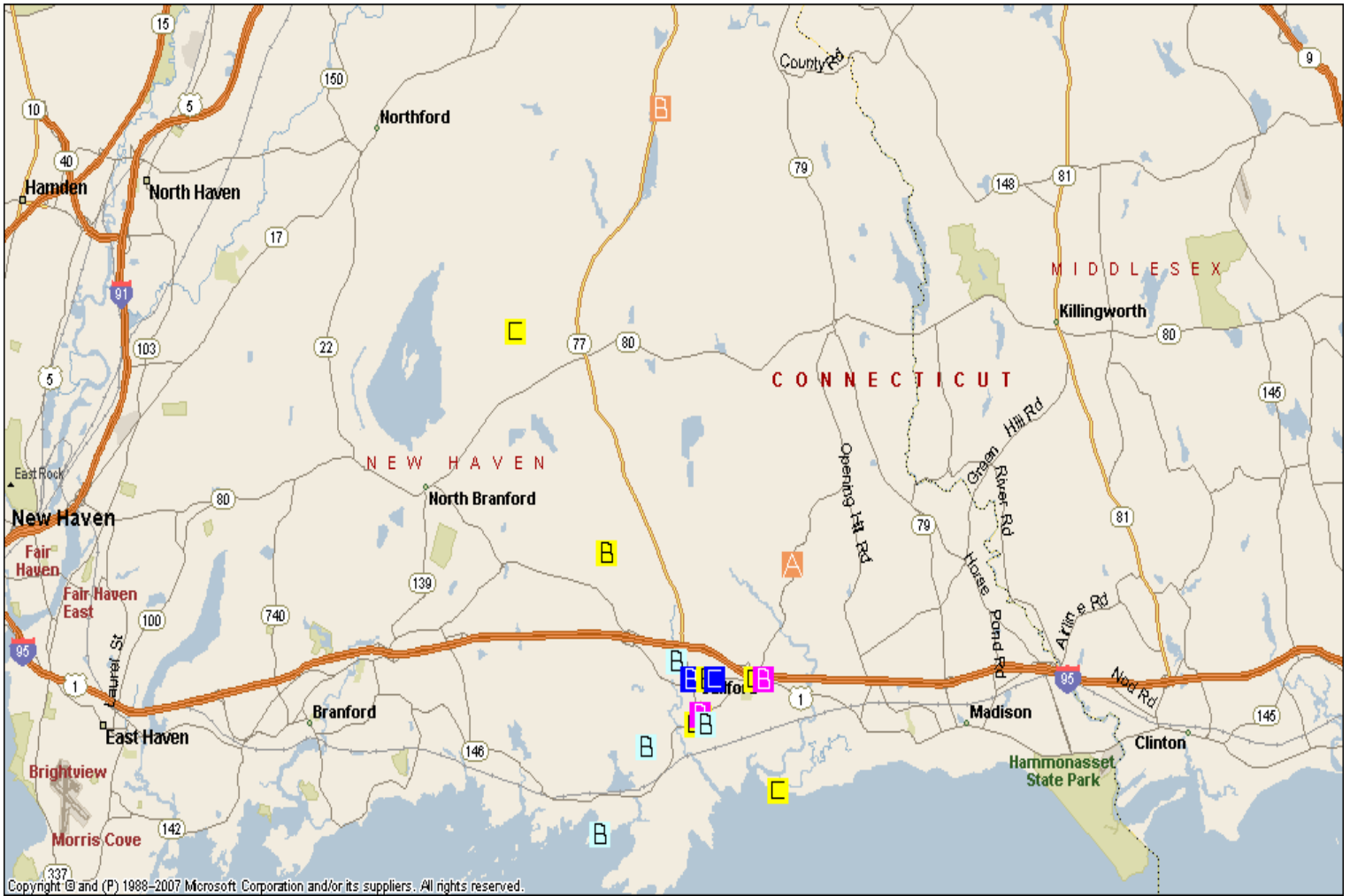


**Burglary Cases for August 2008**



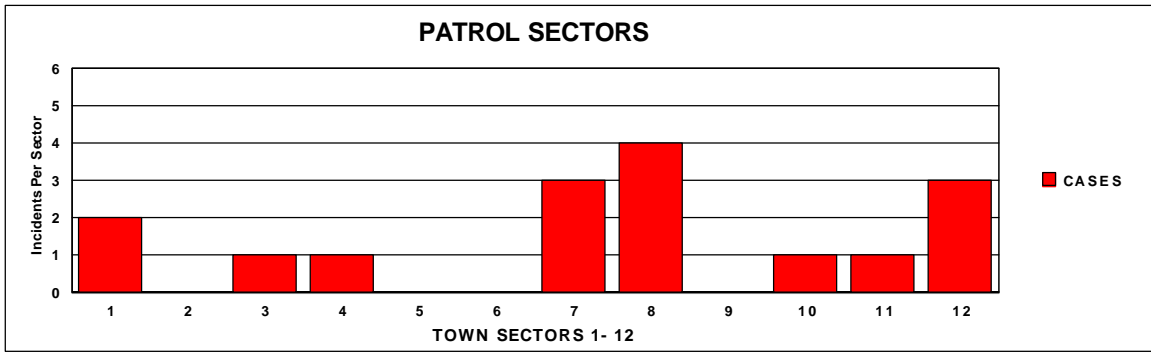
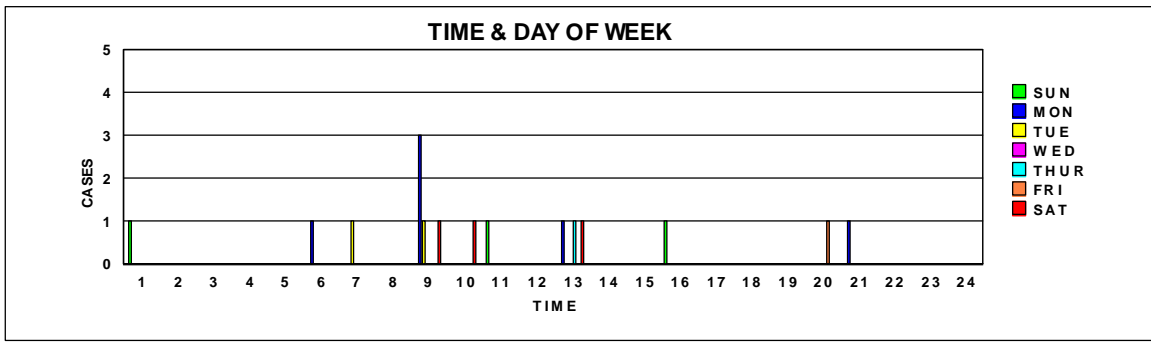
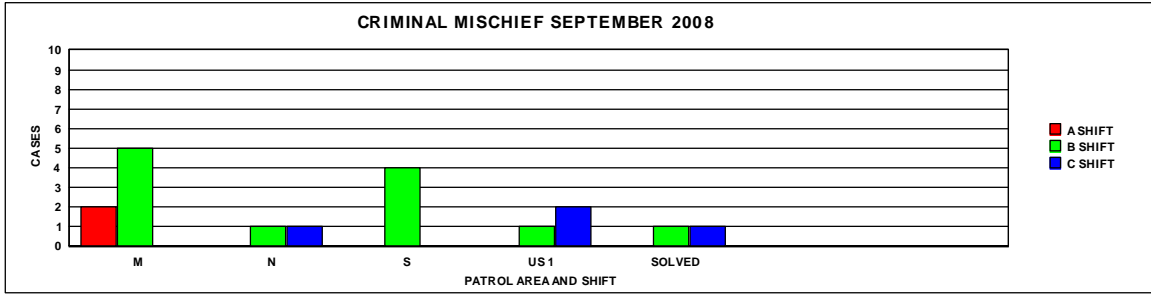
# Appendix C

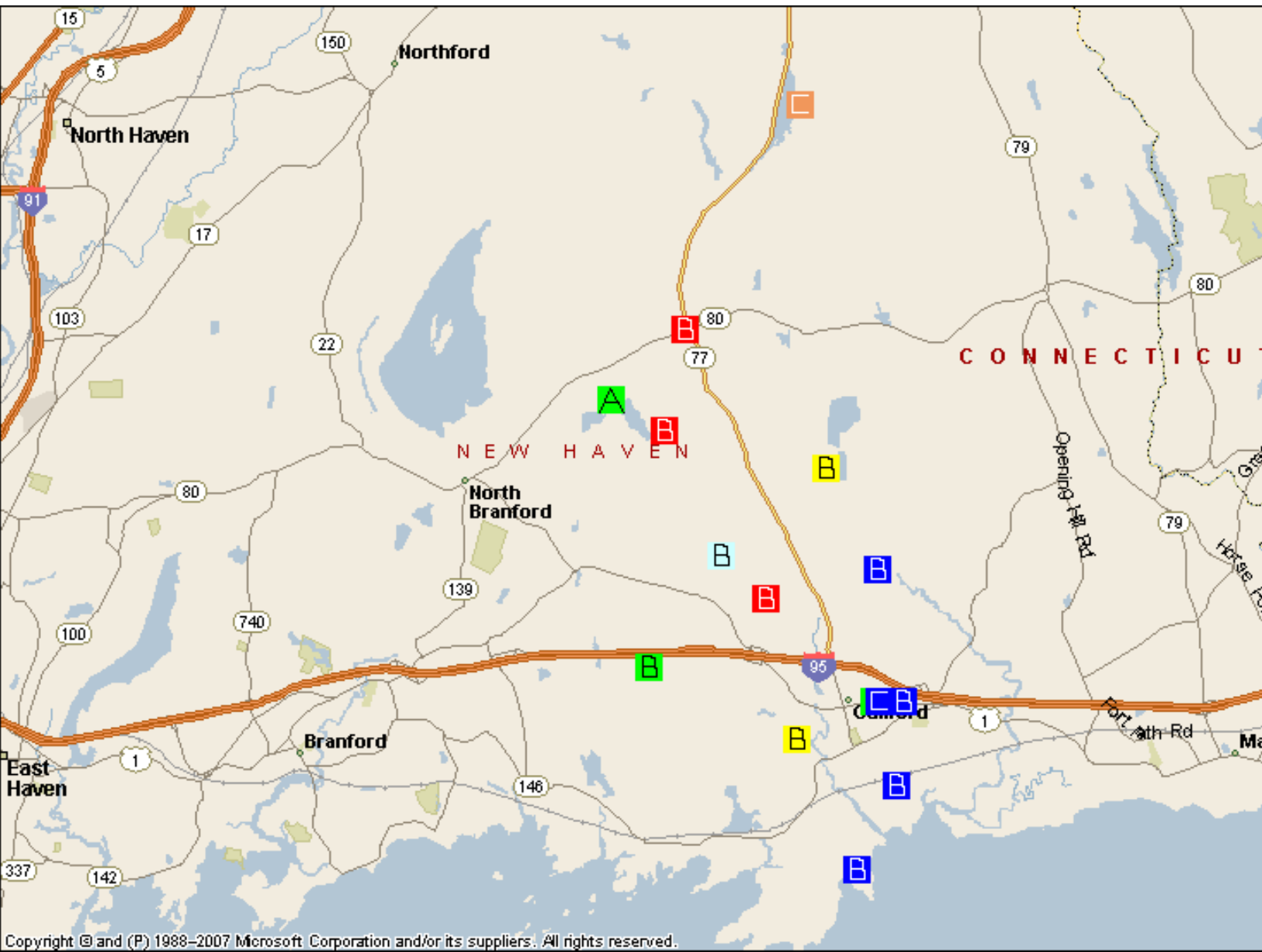




**Larceny Case for September 2008**

## Appendix D





**Criminal Mischief Cases for September 2008**

